

TOWN OF
FARMINGTON



1000 County Road 8, Farmington, New York 14425-9565

“The Gateway to Ontario County” (Exit 44 NYS Thruway)

The Town of Farmington is an equal opportunity provider

TDD 1-800-662-1220

www.townoffarmingtonny.com

Town Supervisor
Peter V. Ingalsbe

Deputy Supervisor
Steven Holtz

**Town Clerk &
Receiver of Taxes**
Michelle A. Finley

Town Board
Michael Casale
Steven Holtz
Ronald Herendeen
Nathan Bowerman

Justices
Nathan Thomas
Morris Lew

**Highway/Parks
Superintendent**
Tim Ford

CONTACT US:

Assessor
(315) 986-8100 x4092

**Building &
Code Enforcement**
(315) 986-8100 x4093

Development Dept.
(315) 986-8100 x4010

Highway/Parks Dept.
(315) 986-5540
Fax: (315) 986-9268

Town Hall
(315) 986-8100
Fax: (315) 986-4377

Town Court
(315) 986-8195
(315) 986-3113

Water & Sewer
(585)924-3158

TO: Michelle Finley, Town Clerk
FROM: Peter Ingalsbe, Town Supervisor
RE: 2025 Final Budget
CC: Jeannine Marciano, Accountant I
Marcy Daniels, Confidential Secretary

Please post this memo with the 2025 approved budget.

The 2025 budget for all departments and districts was approved by the Town Board on November 12, 2024. During the process there was some minor adjustments to General Fund Revenues & expenses, Highway, Water & Sewer Revenues & expenses and adjustments made after the Town Board budget workshops. This budget is \$95,891 over the NYS tax levy limit.

General Fund Appropriations are down from the 2024 adopted budget by \$1,484,769 (13.5%) and Highway Appropriations are down \$35,651 (.91%) from the 2024 budget. The tax rate for both General and Highway funds will be approximately .686 per thousand of assessed value which is down 1.97%.

The drainage district tax rate is up 4.43% this year at \$.186281 per thousand and the fire district tax rate is up 14.74%.

Our three fire districts are all volunteer so when they buy new fire trucks, they need our assistance to fund the purchase. In addition, in the very near future the Farmington Volunteer Fire Department has a need to expand & renovate station 2 (Hook Road & NYS Route 96). This will cause the town fire tax to continue to rise over the next few years to support their project.

Water expenses continue upward with a substantial rate increase from the City of Canandaigua for 2025 to cover costs for capital improvements to their water plant. The water tax rate for Farmington customers will be up 5.29% and the cost to purchase water will go up at least \$.55/thousand gallons for 2025.

In the 2025 budget there is an agreement to provide funds to the Victor – Farmington Ambulance Corp. in the amount of \$337,500. These funds have help add an additional ambulance shift during the day and a commitment to help them locate a second operation in Farmington at the corner of NYS Route 96 and County Road 8 to better serve our residents.

The overall good news is that our Town Board and staff have worked very hard on the 2025 budget. The budget will be available for viewing at the Town Clerks office or on the town website.

The following elected officials' salaries are listed for 2025:

Town Supervisor	\$68,040 + \$13,009 as Budget Officer
Town Clerk	\$74,812.10
Highway Superintendent	\$81,861.73 + \$16,012 Parks Department
Town Justices	\$28,519.19 each
Town Councilmen	\$ 6644.00 each

2025 BUDGET FOR THE TOWN OF FARMINGTON

GENERAL FUND

ACCOUNT	ACCOUNT CODE	2,019	2,020	2,021	2,022	2,023	5 yr ave	ADOPTED BUDGET 2024	MODIFIED BUDGET 2024	ACTUAL JUNE 30TH 2024	TENTATIVE BUDGET 2025	PRELIMINARY BUDGET 2025	ADOPTED BUDGET 2025	CHANGE FROM 2024	% CHANGE FROM 2024
Town Board - PS	A1010.1	23,160	23,603	24,055	24,402	25,104	24,064.94	26,310		13,155	27,576	27,576	27,576	1,266	4.8119
Town Board - EQ	A1010.2	-	1,200	781			396.23	-			-	-	-	-	*****
Town Board - CE	A1010.4	4,744	3,807	15,865	11,822	10,899	9,427.35	10,000		4,041	10,000	10,000	10,000	-	0.0000
Town Board Mileage & GAS	A1010.41	-	7	91	39	66	40.69	150		-	150	150	150	-	0.0000
TB Car Main	A1010.42	-		21			4.20	-		-	-	-	-	-	*****
Courts - PS	A1110.1	120,575	125,760	127,501	115,156	135,305	124,859.55	144,300		69,268	160,618	162,459	162,459	18,159	12.5842
Courts - PS - OT	A1110.12	-			1,265	168	286.73	2,000		7	500	500	500	(1,500)	-75.0000
Courts - Minor EQ	A1110.20	879	966				368.90	-		-	-	-	-	-	*****
Courts - EQ Grant	A1110.22	9,510	-	2,035	729	6,347	3,724.03	3,968			-	4,324	4,324	356	8.9718
Courts - CE	A1110.4	6,666	5,859	4,623	11,391	7,354	7,178.26	18,160		3,184	18,160	18,160	18,160	-	0.0000
Supervisor - PS	A1220.1	134,708	139,665	143,624	155,692	177,761	150,289.84	196,000		92,996	204,934	216,932	216,932	20,932	10.6796
Supervisor - PS	A1220.12	95	112	309	234	237	197.21	300		119	200	200	200	(100)	-33.3333
Supervisor - Minor Eq	A1220.20	71	230	195	500	107	220.46	500		199	500	500	500	-	0.0000
Supervisor - CE	A1220.4	10,995	224	399	474	576	2,533.51	800		358	500	500	500	(300)	-37.5000
Supervisor - Software Support	A1220.41	1,059	1,080	1,080	1,188	1,300	1,141.40	1,365		1,365	1,510	1,510	1,510	145	10.6227
Auditor - CE	A1320.4	23,114	19,925	21,645	22,415	23,625	22,144.80	30,400		26,165	32,475	32,475	32,475	2,075	6.8257
Tax Collection - PS - OT	A1330.12	509	600	341	478	591	503.62	600		313	600	600	600	-	0.0000
Tax Collection - CE	A1330.4	4,384	5,509	5,937	4,916	4,642	5,077.42	7,090		-	7,107	7,107	7,107	17	0.2398
Tax Collection - Processing Fee	A1330.41	2,085	2,129	2,173	2,224	2,270	2,175.93	2,527		2,527	2,549	2,549	2,549	22	0.8706
Budget - PS	A1340.1	10,581	10,898	11,117	11,284	11,800	11,135.99	12,390		6,195	13,009	13,009	13,009	619	4.9960
Budget - CE	A1340.4	-	50	50			20.00	50		-	-	-	-	(50)	-100.0000
Assessor - PS	A1355.1	83,858	73,849	76,061	65,996	91,229	78,198.73	123,400		57,001	134,850	135,142	135,142	11,742	9.5154
Assessor - PS - OT	A1355.12	-	-	113	1,176	5,549	1,367.43	-		-	-	-	-	-	*****
Assessor - Equipment	A1355.2	2,845	-	-			569.09	-		-	-	-	-	-	*****
Assessor - Minor Eq	A1355.20	44	187	-			46.26	200		-	200	200	200	-	0.0000
Assessor - CE	A1355.4	7,463	3,432	6,611	8,500	67,060	18,613.07	13,000		7,672	12,750	12,750	12,750	(250)	-1.9231
Board of Review - PS	A1355.42	495	348	256	318	2,243	731.77	2,000		249	3,750	3,750	3,750	1,750	87.5000
Board of Review - CE	A1355.41	53	41	51	62	282	97.71	300		-	300	300	300	-	0.0000
Town Clerk - PS	A1410.1	116,105	126,198	133,869	132,516	146,664	131,070.36	157,200		76,724	180,016	173,540	173,540	16,340	10.3944
Town Clerk - PS OT	A1410.12	508	99	107	196	200	222.14	200		200	300	300	300	100	50.0000
Town Clerk - Minor Equipment	A1410.20	187	188	192	163	200	185.93	200		-	200	200	200	-	0.0000
Town Clerk - CE	A1410.4	5,624	2,074	2,487	2,012	1,608	2,761.00	3,575		2,515	4,000	4,000	4,000	425	11.8881
Attorney - CE	A1420.4	69,854	277,804	268,333	19,040	43,611	135,728.48	37,000	86,870	38,483	76,000	76,000	76,000	39,000	105.4054
Personnel Contractual	A1430.4		19,775	28,600	32,922	40,252	24,309.66	38,000		17,514	41,000	41,000	41,000	3,000	7.8947
Engineers - CE	A1440.4	97,078	71,841	96,162	83,101	131,421	95,920.54	150,000		133,061	185,000	185,000	185,000	35,000	23.3333
Elections - CE	A1450.4	10,000	10,000	-	27,500	-	9,500.00	15,000		15,000	15,000	15,000	15,000	-	0.0000
Records Management - PS	A1460.1	936	1,000	1,000	958	1,500	1,078.86	1,500		750	1,500	1,500	1,500	-	0.0000
Records Management-Equip	A1460.2		3,145	-			629.06	-		-	-	-	-	-	*****
Records Management - CE	A1460.4	2,526	1,010	83	3,022	2,469	1,822.08	3,000		1,065	3,000	3,000	3,000	-	0.0000
Records Man- Grant Exp	A1460.41				70,482	74,959	29,088.21	-		-	70,085	70,085	70,085	70,085	
Buildings - PS	A1620.1	351	2,566	778	5,395	6,474	3,112.62	6,975		3,296	7,000	7,000	7,000	25	0.3584
Buildings - PS - OT	A1620.12	-	-	-			-	500		177	500	500	500	-	0.0000
Buildings - EQ	A1620.2	-	-	-			-	-		-	-	-	-	-	*****
Buildings - CE	A1620.4	82,737	61,262	75,568	95,918	113,124	85,721.98	107,275		43,312	116,894	166,894	166,894	59,619	55.5759
Central Comm EQ	A1650.2	3,210	206	1,000	13,274	2,470	4,031.98	3,000		-	2,000	2,000	2,000	(1,000)	-33.3333
Central Comm CE	A1650.4	-	781	789	669	630	573.62	1,000		850	1,500	1,500	1,500	500	50.0000
Central Comm CE	A1650.41	20,123	20,295	25,868	26,932	26,944	24,032.28	33,000		13,804	33,000	33,000	33,000	-	0.0000
Storeroom - CE	A1660.4	7,302	6,492	7,598	10,806	10,076	8,454.58	10,500		3,791	8,000	8,000	8,000	(2,500)	-23.8095
Printing & Mailing - CE	A1670.4	49,068	32,770	23,191	32,736	38,002	35,153.40	47,000		22,807	47,000	47,000	47,000	-	0.0000
Data Processing - EQ	A1680.2	6,629	13,423	3,863	9,049	6,773	7,947.48	11,000		2,354	13,000	13,000	13,000	2,000	18.1818
Data Processing - Upgrades	A1680.2VLT						-	100,000		-	20,000	20,000	20,000	(80,000)	-80.0000

**2025 BUDGET FOR THE TOWN OF FARMINGTON
GENERAL FUND**

ACCOUNT	ACCOUNT CODE	2,019	2,020	2,021	2,022	2,023	5 yr ave	ADOPTED BUDGET 2024	MODIFIED BUDGET 2024	ACTUAL JUNE 30TH 2024	TENTATIVE BUDGET 2025	PRELIMINARY BUDGET 2025	ADOPTED BUDGET 2025	CHANGE FROM 2024	% CHANGE FROM 2024	
Data Processing - CE	A1680.4	13,509	16,165	17,344	19,698	942	13,531.58	20,000		7,736	22,000	22,000	22,000	2,000	10.0000	
Unallocated Ins - CE	A1910.4	71,782	75,213	78,868	80,786	90,406	79,411.04	99,000		52,124	110,000	110,000	110,000	11,000	11.1111	
Municipal Assoc Dues	A1920.4	1,500	1,500	1,500	1,500	1,500	1,500.00	1,650		1,650	1,650	1,650	1,650	-	0.0000	
Judgement & Claims	A1930.4	2,004	-	4	18	-	405.23	1,500		1,500	1,500	1,500	1,500	-	0.0000	
Purchase of Land	A1940.2	266,625	-	-	-	-	53,324.92	-		-	-	-	-	-	*****	
Taxes & Assessments	A1950.4	285	105	-	5	265	132.28	400		74	400	400	400	-	0.0000	
Contingency	A1990.4	44,360	50,000	-	-	-	18,872.00	50,000	-	50,000	50,000	50,000	50,000	-	0.0000	
Traffic Control - PS	A3310.1	11,090	11,939	12,035	11,522	12,459	11,808.97	12,750		3,100	13,216	13,332	13,332	582	4.5647	
Traffic Control - CE	A3310.4	75,105	58,259	60,357	79,069	94,455	73,448.93	105,000		5,967	105,000	105,000	105,000	-	0.0000	
Dog Control - CE	A3510.4	25,166	26,536	28,520	30,118	33,140	28,696.00	36,125		34,701	42,510	42,510	42,510	6,385	17.6747	
Dog Control - Enumeration	A3510.41	-	-	-	-	-	-	-		-	-	-	-	-	*****	
Code Enforcement - PS	A3620.1	249,788	250,500	265,958	270,971	322,269	271,897.41	389,700		147,581	415,754	415,378	415,378	25,678	6.5892	
Code Enforcement-PS OT	A3620.12	2,245	1,435	3,476	3,844	3,843	2,968.72	4,500		1,502	5,000	5,000	5,000	500	11.1111	
Code Enforcement-Stipend	A3620.13	-	-	-	-	-	-	3,000		1,500	3,000	3,000	3,000	-	0.0000	
Code Enforcement - EQ	A3620.2	39,319	47,288	1,142	46,221	53,331	37,460.13	82,500		76,254	120,000	60,000	60,000	(22,500)	-27.2727	
Code Enforcement - CE	A3620.4	36,113	21,005	23,887	28,610	33,449	28,612.83	34,828		17,275	36,150	42,150	42,150	7,322	21.0233	
Code Enforcement - Minor Eq	A3620.20	1,175	2,492	3,108	4,620	5,871	3,453.05	18,940		2,900	11,863	11,863	11,863	(7,077)	-37.3654	
Code Enforcement - Mowing	A3620.41	1,848	2,832	2,213	3,455	9,400	3,949.75	6,000		-	6,000	6,000	6,000	-	0.0000	
Public Safety - PS	A3989.1	13,192	13,219	13,375	11,481	14,573	13,167.83	15,156		7,314	15,500	15,720	15,720	564	3.7213	
Public Safety - CE	A3989.4	5,854	14,923	38,043	53,966	62,934	35,143.96	76,750		31,088	77,000	77,000	77,000	250	0.3257	
Board of Health - PS	A4010.1	1,287	1,313	-	-	-	520.10	-		-	-	-	-	-	*****	
Registrar Vital Stats - CE	A4020.4	-	-	-	-	-	-	500		-	500	500	500	-	0.0000	
Alcohol Addiction Control - CE	A4220.4	556	226	100	-	-	176.40	300		-	-	-	-	(300)	-100.0000	
Ambulance - CE	A4540.4	15,320	15,606	15,918	76,061	251,100	74,801.00	251,150		250,000	338,820	338,820	338,820	87,670	34.9074	
Highway Admin - PS	A5010.1	67,626	69,655	71,048	40,414	74,005	64,549.58	77,964		38,982	79,913	81,862	81,862	3,898	4.9997	
Highway Admin-Cl	A5010.11	2,579	2,877	7,628	5,413	18,696	7,438.51	18,918		8,523	19,393	19,677	19,677	759	4.0121	
Highway Admin - EQ	A5010.2	-	2,471	-	-	-	494.20	800		-	1,500	1,500	1,500	700	87.5000	
Highway Admin - Minor Equip	A5010.20	-	-	10	181	985	235.06	1,500		-	800	800	800	(700)	-46.6667	
Highway Admin - CE	A5010.4	2,995	3,499	1,145	3,497	4,854	3,197.88	5,000		2,100	5,000	5,000	5,000	-	0.0000	
Highway Garage - EQ	A5132.2	-	16,488	269	-	-	3,351.40	5,000		5,000	5,000	5,000	5,000	-	0.0000	
Highway Garage - Minor Equip	A5132.20	-	-	100	-	-	189.03	1,500		-	1,500	1,500	1,500	-	0.0000	
Highway Garage - CE	A5132.4	60,032	48,849	65,697	70,968	72,546	63,618.55	80,000		49,757	80,000	80,000	80,000	-	0.0000	
Highway Garage - Uniforms - CE	A5132.41	3,084	2,582	2,676	3,568	6,162	3,614.41	7,900		4,645	7,900	7,900	7,900	-	0.0000	
Street Lighting - CE	A5182.4	10,070	8,091	5,381	4,555	3,700	6,359.45	5,000		2,002	4,000	4,000	4,000	(1,000)	-20.0000	
Sidewalks - PS	A5410.1	15,000	8,000	5,663	4,738	5,000	7,680.13	12,461		4,075	13,110	13,110	13,110	649	5.2082	
Sidewalks - EQ	A5410.2	8,856	2,352	-	9,000	9,247	5,890.90	9,000		9,000	9,000	9,000	9,000	-	0.0000	
Sidewalks - CE	A5410.4	-	170	-	-	198	94.51	3,000		-	3,000	-	3,000	-	0.0000	
Charging Station	A5680.4	-	-	12,929	-	-	2,585.73	250		-	200	200	200	(50)	-	
Senior Citizens - CE - SALARY	A6772.41	250	250	-	500	250	250.00	300		-	325	325	325	25	8.3333	
Senior Citizens - CE	A6772.4	82	-	72	259	98	102.14	250	350	268	375	375	375	125	50.0000	
Parks - PS	A7110.1	165,015	212,696	233,573	269,694	330,585	242,312.64	355,725		149,220	358,275	357,102	357,102	1,377	0.3871	
Parks - PS - Seasonal	A7110.11	17,800	-	3,517	-	-	4,263.36	9,100		-	9,100	9,282	9,282	182	2.0000	
Parks - PS - OT	A7110.12	15,421	4,648	21,253	20,971	21,679	16,794.36	24,000		8,139	24,000	24,000	24,000	-	0.0000	
Park Stipends	A7110.13	16,000	17,000	17,000	16,750	18,600	17,070.00	20,012		10,006	20,012	20,012	20,012	-	0.0000	
Parks - EQ	A7110.2	140,375	35,317	168,223	-	151,462	99,075.37	-		-	131,357	131,357	131,357	131,357	*****	
Parks-EQ-VLT	A7110.2VLT	-	-	-	30,000	46,000	15,200.00	76,500		4,500	-	-	-	(76,500)	-100.0000	
Parks - Minor Equipment	A7110.20	-	-	80	500	417	199.40	2,500		-	2,500	2,500	2,500	-	0.0000	
Parks-EV Stations	A7110.21	-	-	-	-	-	-	-		-	-	89,755	89,755	89,755	-	0.0000
Parks - CE	A7110.4	115,225	132,245	98,626	91,568	322,122	151,957.37	218,900		41,391	301,989	301,989	301,989	83,089	37.9575	
Parks-Playground	A7110.4VLT	-	-	-	-	-	-	100,000		-	100,000	100,000	100,000	-	0.0000	
Parks - CE -Utilities	A7110.41	-	-	14,912	23,996	25,141	12,809.84	31,500		13,897	31,500	31,500	31,500	-	0.0000	

**2025 BUDGET FOR THE TOWN OF FARMINGTON
GENERAL FUND**

ACCOUNT	ACCOUNT CODE	2,019	2,020	2,021	2,022	2,023	5 yr ave	ADOPTED BUDGET 2024	MODIFIED BUDGET 2024	ACTUAL JUNE 30TH 2024	TENTATIVE BUDGET 2025	PRELIMINARY BUDGET 2025	ADOPTED BUDGET 2025	CHANGE FROM 2024	% CHANGE FROM 2024
Parks - Uniforms	A7110.42	1,164	1,289	1,454	2,007	3,010	1,784.82	3,145		2,239	3,800	3,800	3,800	655	20.8267
Youth - PS	A7310.1	76,045	65,393	89,682	107,950	129,318	93,677.47	186,215		-	190,955	190,955	190,955	4,740	2.5454
Youth - Rec Director	A7310.13	23,566	24,830	25,575	25,041	23,588	24,519.92	27,781		9,680	28,615	28,615	28,615	834	3.0021
Youth - CE	A7310.4	31,239	15,795	14,761	38,600	35,639	27,207.01	44,450		20,756	53,600	53,600	53,600	9,150	20.5849
Library - CE	A7410.4	24,241	19,000	19,380	19,768	20,163	20,510.40	20,566		20,566	21,183	21,183	21,183	617	3.0001
Town Historian - PS	A7510.1	1,458	1,488	1,693	1,700	1,734	1,614.60	1,800		900	2,100	2,100	2,100	300	16.6667
Town Historian - CE	A7510.4	1,860	362	1,220	681	3,539	1,532.49	10,377		946	3,342	3,342	3,342	(7,035)	-67.7942
Historical Marker				1,140	1,550	-	538.00	-		-	-	-	-	-	*****
Town Historian - Minor Equip	A7510.20	-	-	-	-	-	-	100		-	100	100	100	-	0.0000
Historical Society - CE	A7510.42	500	500	495	-	500	398.92	500		-	250	500	500	-	0.0000
Historical Preservation - CE	A7520.4	726	2,600	11,784	2,931	287	3,665.68	9,250		200	3,250	3,250	3,250	(6,000)	-64.8649
Zoning - PS	A8010.1	4,815	4,372	5,122	5,199	5,389	4,979.14	5,497		2,748	5,607	5,607	5,607	110	2.0011
Zoning - CE	A8010.4	313	-	-	-	90	80.51	500		-	500	500	500	-	0.0000
Planning Board - PS	A8020.1	17,413	17,765	18,120	18,393	18,761	18,090.34	19,137		9,568	19,519	19,519	19,519	382	1.9961
Planning Board. - CE	A8020.4	773	475	295	557	728	565.40	700		325	700	700	700	-	0.0000
Planning & Development - Sal	A8020.41	75,902	74,118	77,952	90,648	92,171	82,158.05	86,000		48,749	90,300	90,300	90,300	4,300	5.0000
Zoning Code Update	A8020.47	-	5,743	8,615	6,980	9,242	6,116.12	10,000		265	15,000	15,000	15,000	5,000	50.0000
AG Zoning Amendments	A8020.48	-	-	-	641	613	250.74	5,000		2,597	5,000	5,000	5,000	-	0.0000
Parks Master Plan	A8020.49	4,289	17,332	17,491	2,880	-	8,398.46	5,000		3,600	5,000	5,000	5,000	-	0.0000
Parks Master Plan	A8020.491	-	-	-	-	-	-	-	47,500	-	20,000	20,000	20,000	20,000	-
Conservation Board - CE	A8090.4	-	-	-	512	-	102.40	1,000		810	1,000	1,000	1,000	-	0.0000
Refuse & Garbage - PS	A8160.1	5,796	7,175	7,500	8,000	8,600	7,414.18	8,944		3,000	8,944	8,944	8,944	-	0.0000
Refuse & Garbage - PS - OT	A8160.12	10,218	10,523	11,465	11,811	13,500	11,503.31	14,000		8,694	14,000	14,000	14,000	-	0.0000
Refuse & Garbage - CE	A8160.4	26,960	22,352	18,336	19,625	19,635	21,381.74	20,000		9,564	20,000	20,000	20,000	-	0.0000
Shade Trees - CE	A8560.4	6,327	4,011	4,500	2,790	444	3,614.30	3,000		-	3,000	3,000	3,000	-	0.0000
Cemetery-CE	A8810.4	-	-	-	-	-	-	2,500		251	1,000	1,000	1,000	(1,500)	-60.0000
FLTV - CE	A8989.4	7,688	7,735	7,618	7,876	10,434	8,270.08	10,600		7,865	8,000	8,000	8,000	(2,600)	-24.5283
NYS Retirement	A9010.8	130,258	131,306	143,408	129,168	126,706	132,169.28	208,800		31,984	228,000	250,128	250,128	41,328	19.7931
Social Security	A9030.8	88,161	88,395	94,428	96,837	116,801	96,924.35	141,750		52,525	147,917	149,960	149,960	8,210	5.7919
Workers Comp	A9040.8	37,789	43,221	54,005	52,925	52,445	48,077.04	48,503		48,503	43,984	43,984	43,984	(4,519)	-9.3169
Unemployment Insurance	A9050.8	-	221	-	-	5,845	1,213.30	4,500	9,500	6,088	9,000	9,000	9,000	4,500	100.0000
Disability Insurance	A9055.8	2,306	2,753	1,792	1,901	2,119	2,174.22	3,500		2,400	3,500	3,500	3,500	-	0.0000
Health Insurance	A9060.8	454,952	450,477	445,589	399,181	419,991	434,037.99	518,500		259,651	674,900	679,626	679,626	161,126	31.0754
EAP	A9089.8	1,300	975	1,140	1,386	1,386	1,237.40	1,400	1,430	1,430	1,450	1,450	1,450	50	3.5714
Install Pur Debt	A9785.6	-	-	-	-	21,021	4,204.20	300,000		300,000	610,911	610,911	610,911	310,911	103.6370
Transfer to Reserve	A0962.4	-	-	-	-	-	-	-		-	-	-	-	-	*****
VLT transfer to Reserve	A0962.4VLT	-	-	-	-	-	-	673,500		673,500	-	-	-	(673,500)	-100.0000
Establish VLT Reserve	A0962.4V	-	-	-	-	-	-	1,600,000		1,777,573	1,777,573	1,777,573	1,777,573	177,573	11.0983
Transfer to Other Funds	A9901.9	-	-	-	-	45,000	9,000.00	500,602		-	-	-	-	(500,602)	-100.0000
VLT Transfers to Oth Funds	A9901.96VLT	700,000	-	100,000	700,000	450,000	390,000.00	300,000		300,000	-	-	-	(300,000)	-100.0000
Transfer to Capital Projects	A9950.9	101	-	185,000	750,521	638,000	314,724.50	150,000		-	-	-	-	(150,000)	-100.0000
VLT Transfer to Capital Proj	A9950.9VLT	1,330,000	750,000	827,636	2,022,345	1,433,369	1,272,669.94	2,449,842	2,521,655	2,521,655	1,307,112	1,317,826	1,317,826	(1,132,016)	-46.2077
Reserve Xfer to Cap Proj	A9950.9R	-	-	450,000	-	250,000	140,000.00	0		-	-	0	0	-	*****
Appropriation Totals		5,460,462	3,968,358	5,057,371	6,856,719	7,283,639		10,995,523		7,782,921	9,371,957	9,507,754	9,510,754	(1,484,769)	-13.5034

Revenues

2025 BUDGET FOR THE TOWN OF FARMINGTON
GENERAL FUND

ACCOUNT	ACCOUNT CODE	2,019	2,020	2,021	2,022	2,023	5 yr ave	ADOPTED BUDGET 2024	MODIFIED BUDGET 2024	ACTUAL JUNE 30TH 2024	TENTATIVE BUDGET 2025	PRELIMINARY BUDGET 2025	ADOPTED BUDGET 2025	CHANGE FROM 2024	% CHANGE FROM 2024	
Real Property Tax	A1001	284,445	370,000	584,077	740,177	281,000	451,939.75	515,000		515,000	515,000	515,000	515,000	-	0.0000	
PILOT	A1081	10,894	14,905	13,768	16,953	19,974	15,298.77	24,446		18,412	18,697	18,697	18,697	(5,749)	-23.5171	
Interest & Penalties - RPT	A1090	11,043	13,918	7,565	6,691	9,992	9,841.62	8,000		62,727	58,000	58,000	58,000	50,000	625.0000	
Sales Tax	A1120	1,768,217	1,712,745	2,146,126	2,451,929	2,509,693	2,117,742.06	2,200,000		587,091	2,200,000	2,200,000	2,200,000	-	0.0000	
Franchise Fees	A1170	152,932	153,929	151,187	173,900	163,225	159,034.60	163,000		156,303	155,555	155,555	155,555	(7,445)	-4.5675	
Clerk's Fees	A1255	1,791	2,281	2,901	3,159	2,284	2,483.26	1,800		623	1,500	1,500	1,500	(300)	-16.6667	
Safety Inspection Fees	A1560	7,410	1,025	10,765	18,075	21,300	11,715.00	17,000		6,550	13,000	13,000	13,000	(4,000)	-23.5294	
Charging Station	A1741							100		100	120	120	120	20	20.0000	
Parks & Rec Fees	A2001	48,204	25,723	53,146	59,574	68,323	50,994.06	65,000		57,913	72,000	72,000	72,000	7,000	10.7692	
Facility Reservations	A2001L	16,765	5,950	14,865	16,905	19,640	14,825.00	18,000		14,330	18,000	18,000	18,000	-	0.0000	
Parkland Revenue	A2001PL	115,500	195,000	226,500	183,000	191,750	182,350.00	122,500		24,500	101,500	101,500	101,500	(21,000)	-17.1429	
Zoning Fees	A2110	1,200	1,350	2,000	1,575	1,500	1,525.00	800		2,325	2,500	2,500	2,500	1,700	212.5000	
Planning Fees	A2115	28,938	121,729	41,353	9,425	25,685	45,426.17	13,727		8,790	14,000	14,000	14,000	273	1.9888	
Planning Fees-Atty Reimb	A2115A							10,000		4,638	6,000	6,000	6,000	(4,000)		
Planning Fee-Eng Reimb	A2115E							50,000		42,254	65,000	65,000	65,000	15,000		
General Services, Other Gov	A2210		7,176	33,412	52,884	61,138	30,922.11	70,000		30,716	60,000	60,000	60,000	(10,000)	-14.2857	
Interest & Earnings	A2401	9	9	10	11	12	10.19	15		5	10	10	10	(5)	-33.3333	
Interest & Earnings-Emer Serv	A2401A					14,076	2,815.14	7,000	12000	13,657	25,000	25,000	25,000	18,000	257.1429	
Interest - Cablevision	A2401C	919	338	145	627	2,119	829.73	2,000		1,510	2,100	2,100	2,100	100	5.0000	
Interest - Checking	A2401CK	83	87	80	76	85	82.17	45		40	50	50	50	5	11.1111	
Interest-Fuel StationRes	A2401F					561	112.12	250		631	1,000	1,000	1,000	750	300.0000	
Interest-Beaver Creek Proj	A2401HB	1,281	1,495	542	1,912	6,708	2,387.56	6,500		4,063	7,000	7,000	7,000	500	7.6923	
Interest-Town Signs Proj	A2401HD				13	18	6.09	-		9	-	-	-	-	*****	
Interest-Sidewalk Proj	A2401HK				261	858	223.87	850		439	300	300	300	(550)	-64.7059	
Interest-Fuel Station Proj	A2401HM	599	150	23	20	4	159.27	-		-	-	-	-	-	*****	
Interest-Park Imp Cap Proj	A2401HP	240	189	175	292	1,142	407.42	600		1,316	1,500	1,500	1,500	900	150.0000	
Interest - LED LIGHTING	A2401HQ	21	37	3	23	46	25.80	-		17	-	-	-	-	*****	
Interest-Parks Bldge Ren Cap	A2401HR			279	2,033	8,030	2,068.47	7,600		16,470	29,000	29,000	29,000	21,400	281.5789	
Interest-Town Hall Cap Proj	A2401HT			20	137	807	192.84	500		519	300	300	300	(200)	-40.0000	
Interest-Pole Barn Cap Proj	A2401HX					10,682	2,136.35	8,500		21,228	30,000	30,000	30,000	21,500	252.9412	
Interest - Townline Rd Proj	A2401HZ	250	109	161	470	957	389.18	600		472	600	600	600	-	0.0000	
Interest - Parks Equipment Re	A2401PE	8	23	184	555	20,086	4,171.12	16,000		15,615	25,000	25,000	25,000	9,000	56.2500	
Interest - Parkland Reserve	A2401PL	637	629	2,931	3,360	37,683	9,048.15	20,000		21,671	30,000	30,000	30,000	10,000	50.0000	
Interest - Property Tax	A2401PT	153	150	150	260	570	256.54	500		312	400	400	400	(100)	-20.0000	
Interest - Repair Reserve	A2401R	3,376	1,316	564	2,442	8,253	3,189.94	7,500		5,881	9,000	9,000	9,000	1,500	20.0000	
Interest - Town Comp Reserve	A2401T	230	221	744	1,607	28,508	6,262.20	20,000		23,399	44,000	44,000	44,000	24,000	120.0000	
Interest - Savings	A2401SA	2,598	2,147	2,543	10,035	25,401	8,544.91	22,000		12,011	24,000	24,000	24,000	2,000	9.0909	
Interest - Tax Reserve	A2401X				11,236	37,860	9,819.11	35,000		27,799	50,000	50,000	50,000	15,000	42.8571	
Interest - 2021 VLT	A2401V21				6,308	41,896	9,640.81	-	22,829	22,829	-	-	-	-	*****	
Interest - 2022 VLT	A2401V22				23,469	90,236	22,741.08	25,000		21,286	-	-	-	(25,000)	-100.0000	
Interest - 2023 VLT	A2401V23					21,997	4,399.49	40,000		57,542	20,000	20,000	20,000	(20,000)	-50.0000	
Interest - 2024 VLT	A2401V24							40,000		762	40,000	40,000	40,000	-	0.0000	
Interest - 2025 VLT	A2401V25										35,000	35,000	35,000	35,000	35,000	
Rental of Real Property	A2410	32,232	34,482	34,582	35,173	39,324	35,158.84	36,000		19,662	36,000	36,000	36,000	-	0.0000	
Games of Chance	A2530	30	-	-	30	30	18.00	-		-	-	-	-	-	*****	
Dog Licenses	A2544	25,356	24,703	22,451	30,192	28,404	26,221.20	25,500		11,201	23,500	23,500	23,500	(2,000)	-7.8431	
Building Permits	A2555	74,306	131,789	124,082	169,053	118,375	123,521.13	100,000		22,880	45,000	45,000	45,000	(55,000)	-55.0000	
Other Permits	A2590	4,315	4,405	5,980	3,715	10,655	5,814.00	8,500		1,950	2,600	2,600	2,600	(5,900)	-69.4118	
Fines & Forfeitures of Bail	A2610	112,627	81,997	84,039	60,810	69,342	81,762.88	60,000		17,763	30,000	30,000	30,000	(30,000)	-50.0000	
Forfeiture of Deposits	A2620	70	-	110	30	140	70.00	-		10	-	-	-	-	*****	
Sale of Scrap	A2650				297	-	59.40	300		470	300	300	300	-	0.0000	

2025 BUDGET FOR THE TOWN OF FARMINGTON
GENERAL FUND

ACCOUNT	ACCOUNT CODE	2,019	2,020	2,021	2,022	2,023	5 yr ave	ADOPTED BUDGET 2024	MODIFIED BUDGET 2024	ACTUAL JUNE 30TH 2024	TENTATIVE BUDGET 2025	PRELIMINARY BUDGET 2025	ADOPTED BUDGET 2025	CHANGE FROM 2024	% CHANGE FROM 2024
Minor Sales	A2655	-	-	-	40	-	8.00	-	-	-	-	-	-	-	*****
Sale of Equipment	A2665	30,712	36,000	2,300	-	23,961	18,594.60	25,000	-	385	28,000	28,000	28,000	3,000	12.0000
Insurance Recovery	A2680	-	-	-	-	2,779	555.86	-	-	-	-	-	-	-	*****
Refund of Prior Year Exp	A2701	5,743	2,719	5,554	3,214	6,234	4,692.75	5,500	-	21,689	6,000	8,000	8,000	2,500	45.4545
Gifts & Donations	A2705	7,031	1,140	3,220	3,988	3,263	3,728.48	3,000	-	3,450	5,300	5,300	5,300	2,300	76.6667
VLT Monies	A2725	1,777,573	1,422,058	2,044,209	1,777,573	1,777,573	1,759,797.27	1,600,000	-	1,777,573	1,777,573	1,777,573	1,777,573	177,573	11.0983
Misc. Revenue	A2770	1,986	25,358	30,149	4,244	3,563	13,059.99	-	-	9,929	2,000	2,000	2,000	2,000	*****
Interfund Revenues	A2801	31,000	31,000	31,000	31,000	-	24,800.00	31,000	-	-	81,759	72,259	72,259	41,259	133.0935
State Revenue Sharing	A3001	41,834	41,834	41,834	41,834	41,834	41,834.00	41,834	-	-	41,834	41,834	41,834	-	0.0000
Mortgage Tax	A3005	337,771	477,336	873,787	675,854	448,899	562,729.30	500,000	-	139,394	300,000	300,000	300,000	(200,000)	-40.0000
Real Property Tax Admin	A3040	-	-	-	-	-	-	25,000	-	-	-	-	-	(25,000)	-100.0000
Records Management	A3060	-	-	35,241	72,720	74,925	36,577.20	-	-	-	35,042	35,042	35,042	35,042	
State Aid (Justice)	A3089	-	-	2,035	729	6,347	1,822.03	3,968	3,670	3,670	3,000	4,324	4,324	356	8.9718
State Aid (Other)	A3089	-	-	8,000	-	-	1,600.00	-	-	-	-	-	-	-	
Other Home and commun	A3989	1,369	-	-	-	-	273.85	-	-	-	-	-	-	-	*****
Federal Aid-ARPA	A4089	-	-	-	580,633	18,085	119,743.60	-	-	-	-	490,000	490,000	490,000	
Interfund Transfer	A5031	-	-	-	-	26,508	5,301.54	83,000	-	127,109	-	-	-	(83,000)	-100.0000
App. Fund Balance	A599	-	-	-	-	-	-	1,207,246	-	-	1,641,187	1,374,064	1,377,064	169,818	14.0666
App. Reserves - VLT	A511VLT	-	-	-	-	-	-	3,699,842	-	-	1,567,730	1,417,826	1,417,826	(2,282,016)	-61.6787
App Reserves	A511	-	-	-	-	-	-	-	-	-	70,000	139,000	139,000	139,000	*****
Revenue Totals:		4,941,699	4,947,452	6,644,791	7,290,522	6,434,340		10,995,523		3,958,890	9,371,957	9,507,754	9,510,754	(1,484,769)	-13.5034

**2025
BUDGET FOR THE TOWN OF FARMINGTON
HIGHWAY FUND**

ACCOUNT	ACCOUNT CODE	2019	2020	2021	2022	2023	Five Year Ave	ADOPTED BUDGET 2024	MODIFIED BUDGET 2024	ACTUAL JUNE 30TH 2024	TENTATIVE BUDGET 2025	PRELIMINARY BUDGET 2025	ADOPTED BUDGET 2025	CHANGE FROM 2024	% CHANGE FROM 2024
Garage - PS	DA1989.1	34,900	37,989	44,793	46,616	48,413	42,542.08	53,900		24,094	57,409	58,960	58,960	5,060	9.3878
Garage - PS - OT	DA1989.12	56	332	145	29	31	118.64	500		203	500	500	500	-	0.0000
Administration Contractual	DA1989.4	464	41	377	60	269	242.19	500		-	500	500	500	-	0.0000
General Road Repairs - PS	DA5110.1	200,409	179,585	198,658	172,823	244,903	199,275.52	191,250		191,250	264,320	266,640	266,640	75,390	39.4196
Road Repairs - PS - Seasonal	DA5110.11	6,128	-	-	-	7,693	2,764.00	13,300		-	13,300	13,566	13,566	266	2.0000
Road Repairs - PS - OT	DA5110.12	3,000	630	2,959	1,266	3,300	2,231.08	3,300		-	3,300	3,300	3,300	-	0.0000
General Road Repairs Stipend	DA5110.13	3,464	3,464	4,514	4,514	5,600	4,311.20	5,600		2,800	5,600	5,600	5,600	-	0.0000
General Road Repairs-Retirement	DA5110.14		14,692	-	-	25,408	8,019.83	-		-	-	-	-	-	*****
General Road Capital Outlay	DA5110.2					690,614	138,122.81	750,000		-	-	-	-	(750,000)	-100.0000
General Road Repairs - CE	DA5110.4	534,858	299,112	444,874	535,380	271,412	417,127.36	342,064	356,064	45,780	358,939	408,939	408,939	66,875	19.5504
Engineering	DA5110.41	15,904	40	1,277	27,950	24,938	14,021.80	50,000		1,760	50,000	50,000	50,000	-	0.0000
General Road Repairs - VLT	DA5110.46VLT	225,000		250,000	-	-	95,000.00	-		-	-	-	-	-	*****
Capital Improvements - PS	DA5112.1	81,830	83,808	77,747	80,094	87,220	82,139.88	89,250		-	92,512	93,324	93,324	4,074	4.5647
Capital Improvements - PS - OT	DA5112.12	-	493	1,000	847	1,000	668.07	2,500		-	1,500	1,500	1,500	(1,000)	-40.0000
Capital Improvements - CHIPS	DA5112.2	183,816	183,800	245,729	236,493	268,008	223,569.13	268,008	269,386		269,387	269,387	269,387	1,379	0.5145
Capital Improvements - NY PAV	DA5112.21	41,958	41,954	65,027	62,913	62,868	54,943.81	62,868	63,339		63,340	63,340	63,340	472	0.7508
Capital Improvements-winter rec	DA5112.23	34,285	34,285	54,460	52,746	52,746	45,704.61	52,747		-	52,747	52,747	52,747	-	0.0000
Capital Improvements-POP	DA5112.24				41,941	41,912	16,770.62	41,912	42,226		42,227	42,227	42,227	315	
Bridges - PS	DA5120.1	27,380	21,600	11,181	23,043	24,920	21,624.80	25,500		4,990	26,432	26,432	26,432	932	3.6549
Bridges - CE	DA5120.4		241	-	-	-	48.25	100		-	100	100	100	-	0.0000
Bridges - Minor Equipment	DA5120.20		-	378	2,500	734	722.37	2,500		-	2,500	2,500	2,500	-	0.0000
Machinery - PS	DA5130.1	44,233	45,059	46,011	44,117	43,841	44,652.11	45,145		25,240	51,368	52,616	52,616	7,471	16.5489
Machinery - PS - OT	DA5130.12	1,200	300	148	19	-	333.35	1,200		-	1,200	1,200	1,200	-	0.0000
Machinery - EQ	DA5130.2	459,815	432,444	302,430	179,428	146,324	304,088.07	172,103		68,725	733,254	1,045,104	1,045,104	873,001	507.2550
Machinery - EQ- VLT	DA5130.2VLT				19,661	279,775	59,887.16	300,000	499,940	199,040				(300,000)	-100.0000
Machinery - CE	DA5130.4	88,774	87,805	89,336	74,347	83,859	84,824.16	105,000		43,709	105,000	105,000	105,000	-	0.0000
Machinery - Minor Equipment	DA5130.20	115	-	500	500	500	323.00	9,500		-	9,500	9,500	9,500	-	0.0000
Brush & Weeds - PS	DA5140.1	27,368	23,945	22,361	23,043	24,920	24,327.42	25,500		23,300	26,432	26,664	26,664	1,164	4.5647
Brush & Weeds - PS - OT	DA5140.12					55	10.97	200		-	200	200	200	-	0.0000
Brush & Weeds - CE	DA5140.4	5,541	7,936	12,251	2,857	10,476	7,811.96	10,000		7,543	15,000	15,000	15,000	5,000	50.0000
Brush & Weeds - Minor Equip	DA5140.20	-	-	200	200	200	80.00	-		-	-	-	-	-	*****
Snow Removal - PS	DA5142.1	120,856	59,418	117,089	190,920	86,745	115,005.82	255,500		38,121	185,024	186,648	186,648	(68,852)	-26.9479
Snow Removal - PS - OT	DA5142.12	68,335	38,764	42,270	71,117	39,640	52,025.36	72,800		37,681	74,620	74,620	74,620	1,820	2.5000
Snow Removal - CE	DA5142.4	335,563	194,821	242,551	288,397	190,466	250,359.69	438,900		147,683	381,175	381,175	381,175	(57,725)	-13.1522
Services Oth Gvt - PS	DA5148.1	23,380	23,945	22,361	23,043	20,551	22,656.00	25,500		4,350	26,432	26,664	26,664	1,164	4.5647
Services Oth Gvt - PS - OT	DA5148.12	2,955	6,655	7,000	2,500	3,938	4,609.69	7,000		4,202	7,000	7,000	7,000	-	0.0000
Services Oth Gvt - CE	DA5148.4	20,795	63,228	36,145	49,988	61,624	46,356.06	65,000		31,921	65,000	65,000	65,000	-	0.0000
State Retirement	DA9010.8	87,735	90,262	94,289	75,046	84,961	86,458.70	87,300		22,633	104,500	114,650	114,650	27,350	31.3288
Social Security	DA9030.8	49,442	41,422	45,825	52,438	51,175	48,060.36	61,000		27,282	62,802	64,661	64,661	3,661	6.0016
Workers Comp	DA9040.8	21,448	24,532	29,286	29,109	28,773	26,629.57	26,610		26,610	21,503	21,503	21,503	(5,107)	-19.1920
Unemployment Ins	DA9050.8		442	-	-	-	88.49	800		-	800	800	800	-	0.0000
Disability Ins	DA9055.8	1,318	1,414	788	785	1,084	1,077.85	1,600		1,064	1,600	1,600	1,600	-	0.0000
Health Ins	DA9060.8	200,608	201,670	189,271	200,206	187,319	195,814.74	247,000		108,785	256,590	268,639	268,639	21,639	8.7607
Trans to Capital Funds	DA9950.9	125,000					25,000.00				50,000	50,000	50,000	50,000	*****
Interfund Transfer	DA9901.9														*****
Appropriation Totals		3,077,933	2,246,128	2,703,230	2,616,936	3,208,016		3,913,457		1,088,767	3,483,613	3,877,806	3,877,806	(35,651)	-0.9110

2025
BUDGET FOR THE TOWN OF FARMINGTON
HIGHWAY FUND

ACCOUNT	ACCOUNT CODE	2019	2020	2021	2022	2023	Five Year Ave	ADOPTED BUDGET 2024	MODIFIED BUDGET 2024	ACTUAL JUNE 30TH 2024	TENTATIVE BUDGET 2025	PRELIMINARY BUDGET 2025	ADOPTED BUDGET 2025	CHANGE FROM 2024	% CHANGE FROM 2024
Revenues															
Real Property Tax	DA1001	688,000	688,000	501,500	439,763	815,000	463,452.60	515,000		515,000	515,000	515,000	515,000	-	0.0000
Sales Tax	DA1120	1,675,153	1,622,601	2,061,963	2,385,660	2,441,864	1,549,075.45	2,100,000		560,405	2,100,000	2,100,000	2,100,000	-	0.0000
Services Other Govts	DA2300	106,105	103,136	108,720	106,642	120,765	84,920.69	124,449		103,564	124,449	124,449	124,449	-	0.0000
Interest & Earnings	DA2401	1,700	1,556	1,703	5,667	23,530	2,125.10	20,000		13,316	25,000	25,000	25,000	5,000	25.0000
Interest - Equipment Reserve	DA2401R	2,246	1,400	600	7,029	28,299	2,254.85	20,000		20,167	38,000	38,000	38,000	18,000	90.0000
Interest - VLT Reserve	DA2401VLT	2,166	796	341	2,465	4,994	1,153.74	4,000		3,559	8,000	8,000	8,000	4,000	100.0000
Sale of Scrap	DA2650	578	290	570	546	1,682	396.72	800		314	800	800	800	-	0.0000
Sale of Equipment	DA2665	19,188	95,850	84,490	-	73,025	39,905.60	103,500		28,692	110,000	110,000	110,000	6,500	6.2802
Insurance Recoveries	DA2680					10,161	-							-	*****
Refund of Prior Year	DA2701			889			177.82							-	*****
Misc. Revenue	DA2770		1,118	53,950		368	11,013.52							-	*****
Interfund Revenue	DA2801						-							-	*****
Consolidated Hwy Aid	DA3501	260,060	208,032	404,222	394,094	425,533	253,281.53	425,535			427,701	427,701	427,701	2,166	*****
State Aid	DA3960						-							-	*****
Interfund Transfers -VLT	DA5031VLT	600,000		100,000	700,000	450,000	280,000.00	300,000		300,000	-	-	-	(300,000)	-100.0000
App. Fund Balance	DA599						-	300,173			134,663	225,618	225,618	(74,555)	-24.8373
App. Fund Balance -Reserve	DA511						-					303,238	303,238	303,238	*****
Revenue Totals:		3,355,195	2,722,779	3,318,948	4,041,865	4,395,220		3,913,457		1,545,017	3,483,613	3,877,806	3,877,806	(35,651)	-0.9110

**2025 BUDGET FOR THE TOWN OF FARMINGTON
DRAINAGE FUND**

ACCOUNT	ACCOUNT CODE	2019	2020	2021	2022	2023	5 Year Ave	ADOPTED BUDGET 2024	Modified Budget 2024	ACTUAL JUNE 30TH 2024	TENTATIVE	PRELIMINARY BUDGET 2025	ADOPTED BUDGET 2025	CHANGE FROM 2024	% CHANGE FROM 2024
											BUDGET 2025				
Appropriations															
Drainage - PS	SD8540.1	89,273	88,624	98,118	97,968	106,514	96,099.46	118,668		38,189	121,997	123,401	123,401	4,733	3.99
Drainage - PS - OT	SD8540.12	-	-	500			100.00	500			500	500	500	-	0.00
Drainage - EQ	SD8540.2	26,819	19,752	17,000	11,697	60,000	27,053.61	30,000		2,261	30,000	21,389	21,389	(8,611)	-28.70
Drainage - CE	SD8540.4	31,369	20,705	38,932	71,154	43,798	41,191.60	42,000	56,000	29,254	42,000	42,000	42,000	-	0.00
Drainage - MS4	SD8540.42	18,000	17,395	10,019	10,476	18,762	14,930.47	22,750		7,188	11,500	35,500	35,500	12,750	56.04
NYS Retirement	SD9010.8	10,913	10,942	10,611	7,901	9,360	9,945.39	9,900		2,534	9,500	10,450	10,450	550	5.56
Social Security	SD9030.8	6,829	6,780	7,544	7,495	8,148	7,359.24	9,200		2,921	9,421	9,529	9,529	329	3.58
Workers Comp	SD9040.8	5,107	5,841	4,165	3,969	3,793	4,575.08	3,508		3,507	1,955	1,955	1,955	(1,553)	-44.27
Health Ins	SD9060.8	21,753	22,717	23,064	25,326	26,964	23,964.84	30,745		15,082	32,850	32,850	32,850	2,105	6.85
Transfer to Capital Funds	SD9950.9	158,301	-	-	-	-	31,660.20	-		-	-	-	-	-	*****
Appropriation Totals		368,365	192,756	209,953	235,985	277,340		267,271		100,937	259,723	277,574	277,574	10,303	3.85
Revenues															
Real Property Tax	SD1001	215,000	225,000	191,832	212,000	224,371	213,640.60	240,259		240,259	240,223	256,562	256,562	16,303	6.79
Entrance Fees	SD2189	17,367	18,549	26,416	17,547	19,444	19,864.44	16,000		2,431	5,000	5,000	5,000	(11,000)	-68.75
Other Home & Comm Svcs	SD2389	-	-	-	-	-	-	-		-	-	-	-	-	*****
Interest & Earnings	SD2401	411	340	322	533	1,218	564.85	1,200		653	1,000	1,000	1,000	(200)	-16.67
Interest - Reserve	SD2401R	1,834	463	198	858	2,901	1,251.00	2,400		2,068	5,500	5,500	5,500	3,100	129.17
Refund of Prior Years	SD2701	-	-	-	-	-	-	-		-	-	-	-	-	*****
Misc. Revenue	SD2770	6,000	-	-	4	500	1,300.75	-		100	-	-	-	-	*****
Grant Revenue	SD3989	-	-	-	-	-	-	-		-	-	-	-	-	*****
Interfund Transfer	SD5031	-	-	-	-	-	-	-		-	-	-	-	-	*****
App Reserve	SD511	-	-	-	-	-	-	-		-	-	-	-	-	*****
App Fund Balance	SD599	-	-	-	-	-	-	7,412		-	8,000	9,512	9,512	2,100	28.33
Revenue Totals:		240,612	244,351	218,768	230,942	248,434		267,271		245,511	259,723	277,574	277,574	10,303	3.85

**2024 TOWN OF FARMINGTON
SEWER DISTRICT FUND**

ACCOUNT	ACCOUNT CODE	2019	2020	2021	2022	2023	5 year avg	2024 Budget	MODIFIED BUDGET 2024	ACTUAL JUNE 30TH 2024	TENTATIVE BUDGET 2025	PRELIMINARY BUDGET 2025	ADOPTED BUDGET 2025	CHANGE FROM 2024	% CHANGE FROM 2024
Appropriations															
Fiscal Agents Fees - CE	SS1380.4	21,537	19,611	17,662	15,649	11,450	17,181.80	11,511	-	-	9,362	9,362	9,362	(2,149)	-18.67
Taxes & Assessments - CE	SS1950.4	284,313	306,005	305,076	318,997	255,272	293,932.81	256,000	-	-	256,000	271,000	271,000	15,000	5.86
Sewer Admin - PS	SS8110.1	118,039	133,029	98,137	113,203	136,838	119,849.39	142,000	-	50,216	160,934	173,543	173,543	31,543	22.21
Sewer Admin - PS - OT	SS8110.12	2,083	1,657	2,138	3,174	2,404	2,291.26	2,000	-	383	1,000	1,000	1,000	(1,000)	-50.00
Sewer Admin - EQ	SS8110.2	-	646	1,378	410	1,413	769.34	2,300	-	575	3,000	3,000	3,000	700	30.43
Sewer Admin - CE	SS8110.4	60,069	60,138	50,659	61,507	67,620	59,998.57	70,000	-	29,384	70,000	70,000	70,000	-	0.00
Sanitary Sewers - PS	SS8120.1	150,039	167,235	180,027	182,995	151,656	166,390.41	348,656	-	99,315	299,555	300,405	300,405	(48,251)	-13.84
Sanitary Sewers - PS - OT	SS8120.12	34,810	28,511	41,806	22,603	14,387	28,423.25	20,000	-	9,768	23,000	23,000	23,000	3,000	15.00
Sanitary Sewers - Stipend	SS8120.13	625	625	312	313	547	484.37	625	-	313	750	750	750	125	20.00
Sanitary Sewers - EQ	SS8120.2	1,123	37,500	2,879	-	-	8,300.26	17,000	-	10,719	15,000	15,000	15,000	(2,000)	-11.76
Sanitary Sewer-Extended Sewer	SS8120.21	78,200	-	-	-	-	15,640.00	-	-	-	-	-	-	-	*****
Sanitary Sewers - EQ - VLT	SS8120.2VLT	-	-	-	-	-	-	-	-	-	-	-	-	-	*****
Sanitary Sewers - Minor Equip	SS8120.20	2,887	7,111	3,949	3,932	1,207	3,817.15	14,500	-	922	5,000	5,000	5,000	(9,500)	-65.52
Sanitary Sewers - EQ Victor	SS8120.2V	126,081	-	62,686	118,888	-	61,530.93	40,000	-	-	30,000	30,000	30,000	(10,000)	-25.00
Sanitary Sewers - Minor EQ Victor	SS8120.20V	5,271	-	12,787	2,852	745	4,330.96	5,000	-	-	3,000	3,000	3,000	(2,000)	-40.00
Sanitary Sewers - CE	SS8120.4	41,871	18,594	118,299	262,633	20,265	92,332.31	30,000	-	20,318	41,000	41,000	41,000	11,000	36.67
Sanitary Sewers - CE - Victor	SS8120.4V	115,374	42,388	47,391	113,512	56,487	75,030.56	70,000	-	38,224	90,000	90,000	90,000	20,000	28.57
Sanitary Sewers - Utilities	SS8120.41	21,229	14,519	16,387	19,891	20,140	18,433.30	25,000	-	13,011	25,000	25,000	25,000	-	0.00
Sanitary Sewers - Utilities - Victor	SS8120.41V	142,250	100,103	102,111	145,099	127,467	123,405.95	145,000	-	71,675	145,000	145,000	145,000	-	0.00
Sanitary Sewers - Odor Control	SS8120.42	5,347	2,623	-	-	2,797	2,153.27	5,000	-	9,660	17,000	17,000	17,000	12,000	240.00
Sanitary Sewers-Odor Control-Vict	SS8120.42V	32,000	30,324	40,363	34,138	44,918	36,348.74	50,000	-	2,953	25,000	25,000	25,000	(25,000)	-50.00
Sanitary Sewers - Insurance	SS8120.43	8,197	8,500	8,094	7,215	8,057	8,012.86	11,950	-	4,606	11,950	11,950	11,950	-	0.00
Sanitary Sewers - Engineering	SS8120.44	28,789	64,343	52,804	46,242	21,206	42,676.69	25,000	-	11,580	25,000	25,000	25,000	-	0.00
Sanitary Sewers-Engineering Victor	SS8120.44V	16,309	52,415	42,844	51,549	16,841	35,991.51	20,000	-	26,597	40,000	40,000	40,000	20,000	100.00
Sanitary Sewers - SCADA/FSI	SS8120.45	5,225	10,196	5,512	4,890	5,888	6,342.16	10,000	-	2,732	7,000	7,000	7,000	(3,000)	-30.00
Sanitary Sewers - SCADA/FSI-Vict	SS8120.45V	22,387	38,949	26,442	25,750	46,637	32,032.98	62,000	-	13,443	35,000	35,000	35,000	(27,000)	-43.55
Sanitary Sewers - Uniforms	SS8120.46	981	731	1,072	2,181	3,472	1,687.24	2,500	-	1,790	3,000	3,000	3,000	500	20.00
Sanitary Sewers - Legal	SS8120.47	1,540	4,855	1,660	320	-	1,674.92	2,000	-	-	1,000	1,000	1,000	(1,000)	-50.00
Industrial Treatment - BioBugs	SS8120.48V	1,491	1,496	-	-	-	597.47	-	-	-	-	-	-	-	*****
Sanitary Sewers - I & I	SS8120.49	3,033	62,801	68,435	94,160	10,000	47,685.74	100,000	-	19,726	50,000	50,000	50,000	(50,000)	-50.00
Sanitary Sewers - I & I VICTOR	SS8120.49V	14,892	62,801	50,000	33,083	11,807	34,516.54	100,000	-	31,571	50,000	50,000	50,000	(50,000)	-50.00
Sewage Treatment - PS	SS8130.1	190,173	199,536	179,721	205,126	206,350	196,181.04	229,425	-	118,018	345,186	346,036	346,036	116,611	50.83
Sewage Treatment - PS - OT	SS8130.12	23,133	25,458	28,589	22,565	22,515	24,451.98	26,000	-	17,019	35,000	35,000	35,000	9,000	34.62
Sewage Treatment - PS - Stipend	SS8130.13	625	625	313	312	547	484.38	625	-	313	750	750	750	125	20.00
Sewage Treatment - EQ	SS8130.2	156,632	107,778	71,024	176,109	97,586	121,825.69	189,073	-	86,280	340,000	340,000	340,000	150,927	79.82
Sewage Treatment - Minor Equip	SS8130.20	10,000	5,368	879	3,998	7,193	5,487.78	8,000	-	775	5,000	5,000	5,000	(3,000)	-37.50
Sewage Treatment - CE	SS8130.4	159,358	79,779	88,498	285,244	141,109	150,797.61	260,000	267,000	146,585	400,000	400,000	400,000	140,000	53.85
Sewage Treatment - Utilities	SS8130.41	223,933	186,418	218,520	270,951	278,640	235,692.42	295,000	-	130,820	280,000	280,000	280,000	(15,000)	-5.08
Sewage Treatment - Chemicals	SS8130.42	162,785	168,518	162,237	202,306	285,072	196,183.69	250,000	-	146,114	310,000	310,000	310,000	60,000	24.00
Sewage Treatment - Sludge Remov	SS8130.43	105,336	103,755	108,759	140,628	143,822	120,460.08	150,000	-	103,993	220,000	220,000	220,000	70,000	46.67
Sewage Treatment - Fuels	SS8130.44	21,953	12,012	18,940	35,714	26,676	23,058.88	30,000	-	9,788	22,000	22,000	22,000	(8,000)	-26.67
Sewage Treatment- Fuel fee	SS8130.445	582	440	488	538	513	512.23	600	-	-	600	600	600	-	0.00
Sewage Treatment - SCADA	SS8130.45	13,879	15,134	14,265	15,187	13,383	14,369.27	20,000	-	6,832	15,000	15,000	15,000	(5,000)	-25.00
Sewage Treatment - Contracts	SS8130.46	82,270	6,095	-	-	-	17,673.00	-	-	-	-	-	-	-	*****
Sewage Treatment - Engineering	SS8130.461	21,884	12,279	18,228	23,329	22,302	19,604.15	18,500	-	9,048	18,500	18,500	18,500	-	0.00
Sewage Treatment - LED Upgrades	SS8130.462	-	33,712	-	21,905	-	11,123.31	-	-	-	-	-	-	-	*****
Sewage Treat Security Fencing Upgrades	SS8130.463	-	13,849	-	-	18,150	6,399.80	-	-	-	-	-	-	-	*****
Sewage Treatment - Asphalt paving	SS8130.464	13,940	-	33,706	-	15,582	12,645.59	55,000	-	-	55,000	55,000	55,000	-	0.00
Sewage Treatment - Fuel Tank Removal	-	-	-	-	-	-	-	-	-	-	-	-	-	-	*****
Sewage Treatment - VLT Improv	SS8130.4VLT	-	-	-	-	-	-	-	-	-	-	-	-	-	*****
Sewage Treatment - UV O & M	SS8130.47	5,688	10,586	519	25,051	23,737	13,116.06	20,000	-	2,229	15,000	15,000	15,000	(5,000)	-25.00
Sewage Treatment - Testing	SS8130.48	14,803	15,763	13,738	15,572	15,199	15,014.97	20,000	-	8,517	22,000	22,000	22,000	2,000	10.00
Sewage Treatment - Insurance	SS8130.49	29,995	33,949	35,660	35,743	39,537	34,976.86	45,897	-	22,516	46,000	46,000	46,000	103	0.22

**2024 TOWN OF FARMINGTON
SEWER DISTRICT FUND**

ACCOUNT	ACCOUNT CODE	2019	2020	2021	2022	2023	5 year avg	2024 Budget	MODIFIED BUDGET 2024	ACTUAL JUNE 30TH 2024	TENTATIVE BUDGET 2025	PRELIMINARY BUDGET 2025	ADOPTED BUDGET 2025	CHANGE FROM 2024	% CHANGE FROM 2024
NYS Retirement	SS9010.8	90,332	88,461	97,628	64,380	62,845	80,728.97	79,200		16,604	61,750	67,750	67,750	(11,450)	-14.46
Social Security	SS9030.8	40,160	42,807	40,680	42,391	41,006	41,408.78	60,000		22,624	66,148	67,242	67,242	7,242	12.07
Workers Comp	SS9040.8	21,448	24,532	23,374	23,816	23,541	23,342.27	21,772		21,772	17,593	17,593	17,593	(4,179)	-19.19
Unemployment Ins	SS9050.8					289	57.74	1,000		-	1,000	1,000	1,000	-	0.00
Disability Ins	SS9055.8	1,043	1,147	701	744	816	890.21	1,500		559	1,500	1,500	1,500	-	0.00
Health Ins	SS9060.8	135,896	134,045	126,296	135,415	146,012	135,532.67	194,000		80,818	192,435	205,101	205,101	11,101	5.72
Bonds - HX Sewer Exp - Princ 12M	SS9710.6HX	720,000	730,000	755,000	770,000	785,000	752,000.00	810,000		-	830,000	830,000	830,000	20,000	2.47
Bonds - HX Sewer Exp - Int 12M	SS9710.7HX	138,112	120,270	99,937	89,261	78,066	105,129.34	66,343		33,171	54,136	54,136	54,136	(12,207)	-18.40
Bonds - EFC I & I Project - Principal	SS9710.6I&I	50,000	50,000	50,000	50,000	50,000	50,000.00	50,000		-	50,000	50,000	50,000	-	0.00
Bonds - EFC I & I Project - Interest	SS9710.7I&I	16,732	16,377	15,954	15,471	14,935	15,893.68	14,361		7,180	13,744	13,744	13,744	(617)	-4.30
BAN -Principal	SS9730.6									-				-	
BAN - Interest	SS9730.7													-	*****
Municipal Lease-Principal	SS9785.6	49,844	52,004			3,860	21,141.46							-	*****
Municipal Lease-Interest	SS9785.7	4,410	2,253			231	1,378.84							-	*****
Interfund Transfers	SS9901.9													-	*****
Transfer to Building Reserve	SS0962.4	100,000	100,000	125,000	150,000		95,000.00	150,000			100,000	100,000	100,000	(50,000)	-33.33
Transfer to Equipment Reserve	SS0962.41										50,000			-	*****
Transfer to Sewer Line Reserve	SS0962.42							50,000				25,000	25,000	(25,000)	-50.00
Transfers to Cap Projects	SS9950.9	120,632					24,126.40							-	*****
Appropriation Totals		3,971,568	3,570,653	3,564,562	4,356,942	3,604,034		4,704,338		1,461,052	5,035,893	5,034,962	5,034,962	(75,617)	-1.61

2024 TOWN OF FARMINGTON
SEWER DISTRICT FUND

ACCOUNT	ACCOUNT CODE	2019	2020	2021	2022	2023	5 year avg	2024 Budget	MODIFIED BUDGET 2024	ACTUAL JUNE 30TH 2024	TENTATIVE BUDGET 2025	PRELIMINARY BUDGET 2025	ADOPTED BUDGET 2025	CHANGE FROM 2024	% CHANGE FROM 2024
Revenues															
Sewer Rents	SS2120	1,978,726	2,033,131	2,065,185	2,170,224	2,217,616	2,092,976	2,267,730		943,894	2,281,770	2,345,152	2,345,152	77,422	3.4141
Sewer Rents - Victor	SS2120V	1,671,079	1,679,087	1,689,072	1,756,905	1,803,524	1,719,934	1,814,670		762,691	1,828,530	1,879,322	1,879,322	64,652	3.5627
Sewer Hook Up Chrgs	SS2122	286,900	239,400	319,200	159,600	163,400	233,700	125,400		49,400	83,600	83,600	83,600	(41,800)	-33.3333
Sewer Hook Up - Victor	SS2122V	64,600	52,725	38,950	188,100	81,700	85,215	57,000		38,000	45,600	45,600	45,600	(11,400)	-20.0000
Interest & Penalties	SS2128	34,368	22,422	42,685	54,559	17,672	34,341	15,000		10,031	17,000	17,000	17,000	2,000	13.3333
Interest & Penalties - Victor	SS2128V	41,999	23,209	48,499	43,151	21,815	35,735	22,000		9,082	19,000	19,000	19,000	(3,000)	-13.6364
NSF Penalties	SS2128NSF	30	45	-	-	-	15	-		-	-	-	-	-	*****
NSF Penalties - Victor	SS2128VNSF	45	15	60	20	105	49	-		165	-	-	-	-	*****
Sewer Services - Other Gove	SS2374	79,582	-	8,000	-	14,010	20,318	-		-	-	-	-	-	*****
Interest & Earnings	SS2401	987	818	974	1,568	6,898	2,249	5,500		4,079	7,000	7,000	7,000	1,500	27.2727
Interest & Earnings - Building Res	SS2401B	1,899	1,168	854	6,005	25,233	7,032	25,000		18,818	35,000	35,000	35,000	10,000	40.0000
Interest & Earnings-PS Proj	SS2401HS	257	65	-	-	-	64	-		-	-	-	-	-	*****
Interest & Earnings - UV Proj	SS2401HU	2	-	-	-	-	0	-		-	-	-	-	-	*****
Interest - Equipment Reserve	SS2401Q	4,354	2,129	1,321	7,296	25,082	8,036	25,000		17,875	35,000	35,000	35,000	10,000	40.0000
Interest-Sewer Line Reserve	SS2401R	-	-	409	3,345	13,255	3,402	11,000		9,725	15,000	15,000	15,000	4,000	36.3636
Interest - Victor	SS2401V	732	827	783	1,159	4,430	1,586	4,000		2,833	5,000	5,000	5,000	1,000	25.0000
Permits	SS2590	-	600	600	-	-	240	-		-	-	-	-	-	*****
Permits-Victor	SS2590V	-	300	-	-	-	60	-		-	-	-	-	-	*****
Sale of Scrap	SS2650	158	-	-	753	287	240	300		250	300	300	300	-	0.0000
Sale of Equipment	SS2665	14,209	34,100	44,750	35,250	29,200	31,502	75,000		21,513	75,000	75,000	75,000	-	0.0000
Insurance Recoveries	SS2680	3,214	1,358	-	-	991	1,113	-		-	-	-	-	-	*****
Misc Revenues	SS2770	40	5,500	612	3,103	481	1,947	-		-	-	-	-	-	*****
Refund of Prior Years	SS2701	-	-	350	5,849	171	1,274	-		2,233	-	-	-	-	*****
Other Revenues	SS2779	-	-	-	-	-	-	-		-	-	-	-	-	*****
Interfund Revenue	SS2801	-	-	-	-	-	-	-		-	-	-	-	-	*****
State Aid	SS3902	-	-	-	-	-	-	-		-	-	-	-	-	*****
Appropriated Reserve	SS511	-	-	-	-	-	-	-		-	-	50,000	50,000	-	*****
App. Fund Balance	SS599	-	-	-	-	-	-	256,738		-	588,093	422,988	422,988	166,250	64.7547
State Aid	SS3960	-	-	-	-	-	-	-		-	-	-	-	-	*****
Federal Aid	SS4960	-	-	-	-	-	-	-		-	-	-	-	-	*****
Interfund Transfer	SS5031	27,674	1,665	-	-	-	5,868	-		-	-	-	-	-	*****
Interfund Transfer - VLT	SS5031VLT	-	-	-	-	-	-	-		-	-	-	-	-	*****
Revenue Totals:		4,210,854	4,098,564	4,262,303	4,436,888	4,425,870		4,704,338		1,890,589	5,035,893	5,034,962	5,034,962	280,624	5.97

2025 BUDGET FOR THE TOWN OF FARMINGTON
CDGA-FARM WATER FUND

ACCOUNT	ACCOUNT CODE	2019	2020	2021	2022	2023	5 YEAR AVG	2024 BUDGET	MODIFIED BUDGET 2024	ACTUAL JUNE 30TH 2024	TENTATIVE BUDGET 2025	PRELIMINARY BUDGET 2025	ADOPTED BUDGET 2025	CHANGE FROM 2024	% CHANGE FROM
Taxes & Assessments	SW1-1950.4					63818		64,000			64,000	68,000	68,000	4,000	6.25
Water Admin - PS	SW1-8310.1	117,967	132,995	98,259	113,144	128,776	118,228.20	142,000		42,996	160,934	173,543	173,543	31,543	22.21
Water Admin - PS - OT	SW1-8310.12	1,987	1,684	2,195	3,135	2,193	2,239.07	2,000		383	1,000	1,000	1,000	(1,000)	-50.00
Water Admin - EQ	SW1-8310.2	-	2,268	1,378	410	1,413	1,093.66	2,500		575	3,000	3,000	3,000	500	20.00
Water Admin - CE	SW1-8310.4	60,590	59,247	55,709	59,972	65,810	60,265.67	75,000		26,548	75,000	75,000	75,000	-	0.00
Source of Supply	SW1-8320.4	1,287,727	1,375,109	1,282,500	1,604,585	1,706,924	1,451,368.87	1,676,500		345,360	2,053,000	2,053,000	2,053,000	376,500	22.46
Trans & Dist - PS	SW1-8340.1	363,332	320,323	310,267	355,168	426,774	355,172.82	410,336		158,123	428,124	429,824	429,824	19,488	4.75
Trans & Dist - PS - OT	SW1-8340.12	31,787	31,666	36,103	49,940	24,963	34,891.85	35,000		12,847	28,000	28,000	28,000	(7,000)	-20.00
Trans & Dist - PS - Stipends	SW1-8340.13	1,250	1,250	625	625	1,094	968.75	1,250		625	1,500	1,500	1,500	250	20.00
Trans & Dist - EQ	SW1-8340.2	152,800	145,278	90,394	172,356	97,585	131,682.58	246,447	295,753	86,280	320,000	320,000	320,000	73,553	29.85
Trans & Dist - Minor Equipment	SW1-8340.20	9,968	9,940	2,759	4,867	4,712	6,449.10	14,500		644	5,000	5,000	5,000	(9,500)	-65.52
Trans & Dist - Ivory Dr Ext	SW1-8340.24	16,738					3,347.60	-		-	-	-	-	-	*****
Trans & Dist - EQ - Reserve	SW1-8340.2R						-	-		-	-	-	-	-	*****
Trans & Dist - Waterline	SW1-8340.25	-	39,611				7,922.15	-		-	-	-	-	-	*****
Tran & Dist - CTY RD 8	SW1-8340.26				600	330	186.00	-		-	-	-	-	-	*****
Trans & Dist - Imp - RT 332 & 96	SW1-8340.27			19,124			3,824.80	-		-	-	-	-	-	*****
Trans&Dist-Meter Pit 8	SW1-8340.282						-	55,000		-	-	-	-	(55,000)	-100.00
Trans & Dist - Imp-TL Rd	SW1-8340.29	104,875	147,585				50,492.00	-		-	-	-	-	-	*****
Trans & Dist - CE	SW1-8340.4	345,567	112,467	177,961	238,986	177,385	210,473.22	200,000		110,063	250,000	200,000	200,000	-	0.00
Trans & Dist - CE - Meters	SW1-8340.41	50,090	67,517	44,195	32,689	170,217	72,941.40	145,940	181,940	147,447	200,000	200,000	200,000	54,060	37.04
Trans & Dist - Utilities	SW1-8340.41U	12,790	12,679	13,628	16,352	15,438	14,177.45	18,000		9,836	20,000	20,000	20,000	2,000	11.11
Trans & Dist - PRV Contractual	SW1-8340.42	87,046	57,896	6,414	16,004	19,184	37,308.90	13,000		633	8,000	38,000	38,000	25,000	192.31
Trans & Dist - Testing	SW1-8340.43	9,585	8,325	10,333	10,430	13,508	10,436.24	13,000		7,510	16,000	30,000	30,000	17,000	130.77
Trans & Dist - Fuels	SW1-8340.44	21,490	14,724	27,498	35,776	30,041	25,905.62	35,000		11,374	27,000	27,000	27,000	(8,000)	-22.86
Trans & Dist - Fuels surcharge	SW1-8340.445	582	595	702	603	582	612.59	700		-	700	700	700	-	0.00
Trans & Dist - Uniforms	SW1-8340.46	2,195	1,976	1,970	2,032	3,507	2,335.76	2,500		1,790	3,000	3,000	3,000	500	20.00
Engineering	SW1-8340.47	17,733	22,223	44,041	72,139	58,116	42,850.28	60,000		27,885	60,000	60,000	60,000	-	0.00
Insurance	SW1-8340.48	29,951	30,000	29,276	28,528	31,479	29,846.90	39,070		17,910	40,000	40,000	40,000	930	2.38
Legal	SW1-8340.49	1,540	6,178	1,660	320	-	1,939.59	2,000		-	1,000	1,000	1,000	(1,000)	-50.00
NYS Retirement	SW1-9010.8	44,519	43,769	48,207	44,289	51,515	46,459.71	64,800		13,632	71,250	78,200	78,200	13,400	20.68
Social Security	SW1-9030.8	39,529	37,547	34,285	40,228	44,720	39,261.79	45,500		16,475	47,970	49,065	49,065	3,565	7.84
Workers Comp	SW1-9040.8	16,341	18,691	23,510	22,493	22,233	20,653.64	20,562		20,562	12,706	12,706	12,706	(7,856)	-38.21
Unemployment Ins	SW1-9050.8					289	57.74	500		-	500	500	500	-	0.00
Disability Ins	SW1-9055.8	824	765	467	703	544	660.43	1,000		839	1,000	1,000	1,000	-	0.00
Health Ins	SW1-9060.8	131,874	129,122	120,510	131,750	141,962	131,043.58	188,500		78,992	192,435	195,466	195,466	6,966	3.70
Ban-Principal	SW1-9730.6										290,600	290,600	290,600	290,600	*****
Ban-Interest	SW1-9730.7							600,000			359,507	359,507	359,507	(240,493)	-40.08
Bonds - Principal - Fox Rd	SW1-9710.6F	9,696	9,696	9,696	9,696	9,696	9,696.00	9,688		-	-	-	-	(9,688)	-100.00
Bonds - Interest - Fox Rd	SW1-9710.7F	3,403	2,836	2,268	1,701	1,134	2,268.40	567		-	-	-	-	(567)	-100.00
Bonds - Principal - Andrews	SW1-9710.6A	10,000	9,596	-	-	-	3,919.15	-		-	-	-	-	-	*****
Bonds - Interest - Andrews	SW1-9710.7A	606	194	-	-	-	159.96	-		-	-	-	-	-	*****
Bonds - Principal - Ellsworth	SW1-9710.6EL	11,500	13,500	15,000	14,500	14,500	13,800.00	14,500		14,500	17,000	17,000	17,000	2,500	17.24
Bonds - Interest - Ellsworth	SW1-9710.7EL	4,593	3,993	3,309	2,596	1,889	3,276.23	1,183		768	415	415	415	(768)	-64.92
Bonds - Principal - Sheldon	SW1-9710.6SH	8,500	11,500	10,000	10,500	10,500	10,200.00	10,500		10,500	13,000	13,000	13,000	2,500	23.81
Bonds - Interest - Sheldon	SW1-9710.7SH	4,380	3,900	3,384	2,888	2,377	3,386.02	1,865		1,060	1,292	1,292	1,292	(573)	-30.72
Bonds - Principal - Emerson	SW1-9710.6EM	6,000	6,000	7,000	7,000	8,000	6,800.00	8,000		8,000	9,000	9,000	9,000	1,000	12.50
Bonds - Interest - Emerson	SW1-9710.7EM	7,081	6,781	6,456	6,106	5,731	6,431.25	5,332		2,766	4,907	4,907	4,907	(425)	-7.97
Bonds - Principal - Townline	SW1-9710.6TL	1,000	1,000	1,000	1,000	1,000	1,000.00	1,000		1,000	1,000	1,000	1,000	-	0.00
Bonds - Interest - Townline	SW1-9710.7TL	1,397	1,340	1,283	1,226	1,169	1,282.50	1,112		570	1,055	1,055	1,055	(57)	-5.13
Municipal Lease - Principal	SW1-9785.6	49,844	52,004	-	-	3,860	21,141.46	-		-	-	-	-	-	*****
Municipal Lease - Interest	SW1-9785.7	4,410	2,253	-	-	232	1,379.04	-		-	-	-	-	-	*****
Tran to Water Cap Res	SW1-0962.41						-	-		-	-	-	-	-	*****
Tran to Building Res	SW1-0962.42	100,000	100,000	125,000	150,000	150,000	125,000.00	150,000		150,000	100,000	100,000	100,000	(50,000)	-33.33
Tran to Mancheser Res	SW1-0962.43						-	-		-	5,000	5,000	5,000	5,000	*****
Transfer to Cap Funds	SW1-9950.9	1,251,000	175,000	829,876.00	600,000.00	1,071,570.00	785,489.20	1,226,000		695,000	90,000	90,000	90,000	(1,136,000)	-92.66
Appropriation Totals		4,334,087	3,131,020	3,373,243	3,715,336	4,436,768	3,785,327	5,604,352		1,873,493	4,983,895	5,007,280	5,007,280	(597,072)	-10.65

2025 BUDGET FOR THE TOWN OF FARMINGTON
CDGA-FARM WATER FUND

ACCOUNT	ACCOUNT CODE	2019	2020	2021	2022	2023	5 YEAR AVG	2024 BUDGET	MODIFIED BUDGET 2024	ACTUAL JUNE 30TH 2024	TENTATIVE BUDGET 2025	PRELIMINARY BUDGET 2025	ADOPTED BUDGET 2025	CHANGE FROM 2024	% CHANGE FROM
Revenues															
Real Property Tax - Andrews	SW1-1001AN	16,304	15,947	6,694	7,082		9,205.40	-			-			-	*****
Real Property Tax - Canandaigua	SW1-1001CA	170,310	179,786	194,068	206,005	220,976	194,229.00	285,288		285,288	295,089	295,089	295,089	9,801	3.44
Real Property Tax - Ellsworth	SW1-1001EL	22,794	25,118	26,501	25,698	24,303	24,882.80	26,901		26,901	27,725	27,725	27,725	824	3.06
Real Property Tax - Emerson	SW1-1001EM	17,522	17,538	18,016	17,925	18,547	17,909.60	19,614		19,614	19,630	19,630	19,630	16	0.08
Real Property Tax - Farmington	SW1-1001FA	606,536	689,613	758,923	884,987	912,383	770,488.37	1,172,019		1,172,019	1,272,361	1,272,361	1,272,361	100,342	8.56
Real Property Tax - Fox	SW1-1001FO	20,314	20,469	20,530	17,475	20,072	19,772.00	13,927		13,927	-	-	-	(13,927)	-100.00
Real Property Tax - Hopewell	SW1-1001HO	3,684	3,799	3,953	3,941	3,825	3,840.40	3,986		3,986	4,051	4,051	4,051	65	1.63
Real Property Tax - Sheldon	SW1-1001SH	16,855	19,806	18,114	18,417	18,042	18,246.80	18,996		18,996	19,773	19,773	19,773	777	4.09
Metred Sales	SW1-2140	2,016,588	2,034,097	2,394,378	2,648,727	2,708,346	2,360,427.12	2,770,000		1,304,751	2,950,000	2,950,000	2,950,000	180,000	6.50
Service Charges	SW1-2144	91,355	125,100	136,610	73,700	87,900	102,933.00	136,800		11,500	83,600	83,600	83,600	(53,200)	-38.89
Interest & Penalties	SW1-2148	31,662	18,648	29,543	65,811	33,556	35,844.21	25,000		14,738	25,000	25,000	25,000	-	0.00
NSF Penalties	SW1-2148NSF	15	60	45	120	240	96.00			125	-	-	-	-	*****
Other Home & Comm Income	SW1-2189	10,763	14,415	8,852	8,751	13,019	11,160.00	5,000		5,517	6,000	10,000	10,000	5,000	100.00
Other Home & Comm Income Man	SW1-2189M													-	*****
Water Services Other Gov	SW1-2378	-	55,420				11,084.04							-	*****
Interest & Earnings	SW1-2401	1,607	1,049	1,215	3,338	9,137	3,269.45	9,500		4,955	9,500	9,500	9,500	-	0.00
Interest & Earnings - Bldg Res	SW1-2401B	1,899	1,168	854	6,005	25,233	7,031.83	21,000		18,818	30,000	30,000	30,000	9,000	42.86
Interest - Reserve	SW1-2401R	16,540	3,295	123	1,155	7,952	5,813.09	4,500		7,214	14,000	14,000	14,000	9,500	211.11
Interest - Andrews	SW1-2401AN	1	1	-	-		0.37				-	-	-	-	*****
Interest - Ellsworth	SW1-2401EL	2	3	3	2		2.47	3		2	3	3	3	-	0.00
Interest - Emerson	SW1-2401EM	3	2	3	3		2.70	3		2	3	3	3	-	0.00
Interest - Fox	SW1-2401FO	7	7	7	5	6	6.36	7		2	-	-	-	(7)	-100.00
Interest - Cranberry	SW1-2401HC									9	-	-	-	-	*****
Interest - Mert Waterline	SW1-2401HG	52	173	116	-	131	94.11	-		15	7	7	7	7	*****
Interest-RT 332 & 96	SW1-2401HH			3	594	125	144.25	-		0	-	-	-	-	*****
Interest - Manchester Res	SW1-2401IM	35	72	71	50	823	210.21	300		824	1,600	1,600	1,600	1,300	433.33
Interest - Sheldon	SW1-2401SH	2	3	2	2	3	2.41	3		2	3	3	3	-	0.00
Interest - North Rd Cap Proj	SW1-2401HN	168	75	0	204	982	286.00	-		193	-	-	-	-	*****
Interest - Mertensia	SW1-2401HV					198				326	-	-	-	-	*****
Interest - Water Tower Cap	SW1-2401HW	141	607	410	484	1,502	628.74	600		1,005	1,800	1,800	1,800	1,200	200.00
Interest - RT 332/COLLETT	SW1-2401HY					226				376	-	-	-	-	*****
Interest - Tower Rent	SW1-2401TR	297	310	320	583	1,316	565.23	1,200		690	1,400	1,400	1,400	200	16.67
Rental - Tower Rental	SW1-2410TR	30,376	53,216	34,665	31,864	34,851	36,994.12	34,500		20,385	40,000	40,000	40,000	5,500	15.94
Sale of Scrap	SW1-2650	2,146	1,517	3,995	948	3,287	2,378.46	3,000		2,252	4,000	4,000	4,000	1,000	33.33
Sale of Equipment	SW1-2665	14,209	34,101	44,750	35,250	29,200	31,501.85	75,000		21,513	75,000	75,000	75,000	-	0.00
Insurance Recoveries	SW1-2680				4,275	26,980	6,251.02	-						-	*****
Refund of Prior Years	SW1-2701			350	356	171	175.51			255	-	-	-	-	*****
Misc Revenue	SW1-2770		1,944	4,008	7,997	3,793	3,548.22							-	*****
App. Fund Balance	SW1-599							476,603			103,350	122,735	122,735	(353,868)	-74.25
App Cap Equip Reserve	SW1-511													-	*****
Interfund Transfers	SW1-5031							500,602		1,542	-	-	-	(500,602)	-100.00
Interfund Transfers	SW1-5031VLT													-	*****
Revenue Totals:		3,092,187	3,317,356	3,707,121	4,071,754	4,207,131		5,604,352	-	2,957,743	4,983,895	5,007,280	5,007,280	(597,072)	-10.65

**2025 BUDGET FOR THE TOWN OF FARMINGTON
FIRE PROTECTION FUND**

ACCOUNT	ACCOUNT CODE	2019	2020	2021	2022	2023	5 YR AVE	ADOPTED BUDGET 2024	ACTUAL JUNE 30TH 2024	TENTATIVE BUDGET 2025	PRELIMINARY BUDGET 2025	ADOPTED BUDGET 2025	CHANGE FROM 2024	% CHANGE FROM 2024
Appropriations														
Fire Contractual	SF3410.4	702,076	612,850	625,108	650,110	720,809	662,190.77	752,499	496,081	830,419	880,976	880,976	128,477	17.0734
Appropriation Totals		702,076	612,850	625,108	650,110	720,809		752,499	496,081	830,419	880,976	880,976	128,477	17
Revenues														
Real Property Tax	SF1001	602,083	612,850	625,107	650,009	675,910	633,191.79	752,499	752,499	830,419	880,419	880,419	127,920	16.9994
Interest & Earnings	SF2401	207	149	131	160	566	242.45		528				-	*****
Interfund Transfer	SF5031	100,000				45,000	29,000.00						-	*****
Fund Balance	SF599										557	557	557	*****
Revenue Totals:		702,290	612,999	625,238	650,169	721,476		752,499	753,027	830,419	880,976	880,976	128,477	17.0734

**2025 BUDGET FOR THE TOWN OF FARMINGTON
DOE HAVEN LIGHTING FUND**

ACCOUNT	ACCOUNT CODE	2019	2020	2021	2022	2023	5 YR AVE	ADOPTED BUDGET 2024	ACTUAL JUNE 30TH 2023	TENTATIVE	ADOPTED	CHANGE FROM 2024	% CHANGE FROM 2024	
										BUDGET 2025	PRELIMINARY BUDGET 2025			BUDGET 2025
Appropriations														
Street Lighting - CE	SL1-5182.41	2,109	1,684	1,096	699	472	1,211.81	1,000	246	600	600	600	(400)	-40
Debt expense	<u>SL1-5182.415</u>									616	616	616	616	*****
Appropriation Totals		2,109	1,684	1,096	699	472		1,000	246	1,216	1,216	1,216	216	<u>21.6</u>
Revenues														
Real Property Tax	SL1-1001A	1,100	1,300	1,300	2,100	2,100	<u>1,580.00</u>	1,000	1,000	1,116	1,116	1,116	116	11.6
Interest & Earnings	SL1-2401DO	2	2	2	2	3	<u>2.09</u>	-	2				-	*****
Refund of Prior Year Exp	SL1-2701DO						<u>-</u>	-					-	*****
Fund Balance	SL1-599						<u>-</u>			100	100	100	100	*****
Revenue Totals:		1,102	1,302	1,302	2,102	2,103		1,000	1,002	1,216	1,216	1,216	216	<u>21.6</u>

**2025 BUDGET FOR THE TOWN OF FARMINGTON
HOOK RD LIGHTING FUND**

ACCOUNT	ACCOUNT CODE	2019	2020	2021	2022	2023	5 YR AVE	ADOPTED BUDGET 2024	ACTUAL JUNE 30TH 2024	TENTATIVE BUDGET 2025	PRELIMINARY BUDGET 2025	ADOPTED BUDGET 2025	CHANGE FROM 2024	% CHANGE FROM 2024
Appropriations														
Street Lighting - CE	SL1-5182.42	5,031	4,228	3,187	2,570	1,873	3,377.75	3,000	987	1,950	1,950	1,950	(1,050)	-35
Debt expense	SL1-5182.425							3,200		4,837	4,837	4,837	1,637	51.1563
Appropriation Totals		5,031	4,228	3,187	2,570	1,873		6,200	987	6,787	6,787	6,787	587	9.46774
Revenues														
Real Property Tax	SL1-1001C	4,000	4,400	4,400	5,100	5,100	4,600.00	6,200	6,200	6,187	6,187	6,187	(13)	-0.2097
Interest & Earnings	SL1-2401HO	2	2	2	3	5	2.71			3			-	*****
Refund of Prior Year Exp	SL1-2701HO												-	*****
Fund Balance	SL1-599									600	600	600	600	*****
Revenue Totals:		4,002	4,402	4,402	4,402	4,402		6,200	6,203	6,787	6,787	6,787	587	9.46774

2025
BUDGET FOR THE TOWN OF FARMINGTON
FARMBROOK LIGHTING FUND

ACCOUNT	ACCOUNT CODE	2019	2020	2021	2022	2023	5 YEAR AVE	ADOPTED BUDGET 2024	ACTUAL JUNE 30TH 2024	TENTATIVE BUDGET 2025	PRELIMINARY BUDGET 2025	ADOPTED BUDGET 2025	CHANGE FROM 2024	% CHANGE FROM 2024
Appropriations														
Street Lighting - CE	SL1-5182.43	61,133	44,147	15,638	12,554	10,012	28,696.78	25,000	5,463	10,606	10,606	10,606	(14,394)	-57.576
Poles	SL1-5182.431			1,413			282.60		2,775				-	*****
Debt expense	SL1-5182.435									19,699	19,699	19,699	19,699	*****
Appropriation Totals		61,133	44,147	17,051	12,554	10,012		25,000	5,463	30,305	30,305	30,305	5,305	21.22
Revenues														
Real Property Tax	SL1-1001D	56,000	57,500	57,000	57,000	53,000	56,100.00	25,000	25,000	15,305	15,305	15,305	(9,695)	-38.78
Interest & Earnings	SL1-2401FA	19	20	31	135	392	119.48		213				-	*****
Fund Balance	SL1-599						-			15,000	15,000	15,000	15,000	*****
Revenue Totals:		56,019	57,520	57,031	57,135	53,392		25,000	25,213	30,305	30,305	30,305	5,305	21.22

2025 DOE HAVEN III LIGHTING FUND

ACCOUNT	ACCOUNT CODE	2019	2020	2021	2022	2023	5 YEAR AVE	ADOPTED BUDGET 2024	ACTUAL JUNE 30TH 2024	TENTATIVE BUDGET 2025	PRELIMINARY BUDGET 2025	ADOPTED BUDGET 2025	CHANGE FROM 2024	% CHANGE FROM 2024
Appropriations														
Street Lighting - CE	SL1-5182.44	1,039	830	540	699	232	667.75	800	121	300	300	300	(500)	-62.5
Debt expense	SL1-5182.445									704	704	704	704	*****
Appropriation Totals		1,039	830	540	699	232		800	121	1,004	1,004	1,004	204	25.5
Revenues														
Real Property Tax	SL1-1001E	1,200	1,300	1,200	1,200	1,200	1,220.00	800	800	904	904	904	104	13
Interest & Earnings	SL1-2401D3	1	1	1	1	2	1.17		1				-	*****
Fund Balance	SL1-599						-			100	100	100	100	*****
Revenue Totals:		1,201	1,301	1,201	1,201	1,202		800	801	1,004	1,004	1,004	204	25.5

**2025 BUDGET FOR THE TOWN OF FARMINGTON
PHEASANT CROSSING LIGHTING FUND**

ACCOUNT	ACCOUNT CODE	2019	2020	2021	2022	2023	5 YEAR AVE	ADOPTED BUDGET 2024	ACTUAL JUNE 30TH 2024	TENTATIVE BUDGET 2025	PRELIMINARY BUDGET 2025	ADOPTED BUDGET 2025	CHANGE FROM 2024	% CHANGE FROM 2024
Appropriations														
Street Lighting - CE	SL1-5182.46	677	477	141	121	106	304	500	39	150	150	150	(350)	-70
Debt expense	SL1-5182.465									176	176	176	176	*****
Appropriation Totals		677	477	141	121	106		500	39	326	326	326	(174)	-34.8
Revenues														
Real Property Tax	SL1-1001G	1,100	1,100	1,000	1,000	1,000	1,040	500	400	326	326	326	(174)	-34.8
Interest & Earnings	SL1-2401PC	1	1	1	1	2	1	-	1				-	*****
Fund Balance	SL1-599						-	-					-	*****
Revenue Totals:		1,101	1,101	1,001	1,001	1,002		500	401	326	326	326	(174)	-34.8

2025 BUDGET FOR THE TOWN OF FARMINGTON
CALM LAKE LIGHTING FUND

ACCOUNT	ACCOUNT CODE	2019	2020	2021	2022	2023	5 YEAR AVE	ADOPTED	ACTUAL JUNE	TENTATIVE	PRELIMINARY	ADOPTED	CHANGE	% CHANGE
								BUDGET 2024	30TH 2024	BUDGET 2025	BUDGET 2025	BUDGET 2025	FROM 2024	FROM 2024
Appropriations														
Street Lighting - CE	SL1-5182.48	4,700	3,342	1,074	895	812	2,164	3,000	812	900	900	900	(2,100)	-70.000
Debt expense	<u>SL1-5182.485</u>									1,320	1,320	1,320	1,320	*****
Appropriation Totals		4,700	3,342	1,074	895	812		3,000	812	2,220	2,220	2,220	(780)	-26.000
Revenues														
Real Property Tax	SL1-1001I	4,900	4,900	4,400	4,700	4,500	4,680	3,000	3,000	2,020	2,020	2,020	(980)	-32.6666667
Interest & Earnings	SL1-2401CA	2	2	3	5	7	4		4				-	*****
Fund Balance	SL1-599									200	200	200	200	*****
Revenue Totals:		4,902	4,902	4,403	4,705	4,507	4,684	3,000	3,004	2,220	2,220	2,220	(780)	-26.00

**2025 BUDGET FOR THE TOWN OF FARMINGTON
FAIRDALE GLEN LIGHTING FUND**

ACCOUNT	ACCOUNT CODE	2019	2020	2021	2022	2023	5 YEAR AVE	ADOPTED BUDGET 2024	ACTUAL JUNE 30TH 2024	TENTATIVE	ADOPTED		CHANGE FROM 2024	% CHANGE FROM 2024
										BUDGET 2025	PRELIMINARY BUDGET 2025	BUDGET 2025		
Appropriations														
Street Lighting - CE	SL1-5182.50	3,755	2,649	791	934	1,018	1,829	2,000	547	1,100	1,100	1,100	(900)	-45
Debt expense	<u>SL1-5182.505</u>									1,056	1,056	1,056	1,056	*****
Appropriation Totals		3,755	2,649	791	934	1,018		2,000	547	2,156	2,156	2,156	156	7.8
Revenues														
Real Property Tax	SL1-1001K	3,500	3,500	3,500	3,750	3,750	<u>3,600</u>	2,000	2,000	1,956	1,956	1,956	(44)	-2.2
Interest & Earnings	SL1-2401FG	2	2	2	4	6	<u>3</u>		3				-	*****
Fund Balance	SL1-599						-			200	200	200	200	*****
Revenue Totals:		3,502	3,502	3,502	3,754	3,756		2,000	2,003	2,156	2,156	2,156	156	7.8

**2025 BUDGET FOR THE TOWN OF FARMINGTON
STONEWOOD LIGHTING FUND**

ACCOUNT	ACCOUNT CODE	2019	2020	2021	2022	2023	5 YEAR AVE	ADOPTED BUDGET 2024	ACTUAL JUNE 30TH 2024	TENTATIVE BUDGET 2025	PRELIMINARY BUDGET 2025	ADOPTED BUDGET 2025	CHANGE FROM 2024	% CHANGE FROM 2024
Appropriations														
Street Lighting - CE	SL1-5182.51	185	148	99	66	48	109	100	7	50	50	50	(50)	-50
Debt expense	<u>SL1-5182.515</u>									88	88	88	88	*****
Appropriation Totals		185	148	99	66	48		100	7	138	138	138	38	38
Real Property Tax	SL1-1001L													*****
Interest & Earnings	SL1-2401ST	2	1	1	1	2	2		1					*****
Fund Balance	SL1-599							100		138	138	138	38	38
Revenue Totals:		2	1	1	1	2		100	1	138	138	138	38	38

**2025 BUDGET FOR THE TOWN OF FARMINGTON
AUBURN MEADOWS LIGHTING FUND**

ACCOUNT	ACCOUNT CODE	2019	2020	2021	2022	2023	5 YEAR AVE	ADOPTED BUDGET 2024	ACTUAL JUNE 30TH 2024	TENTATIVE BUDGET 2025	PRELIMINARY BUDGET 2025	ADOPTED BUDGET 2025	CHANGE FROM 2024	% CHANGE FROM 2024
Appropriations														
Street Lighting - CE	SL1-5182.52	2,076	1,694	1,281	2,294	2,294	1,928	2,100	1,110	2,134	2,134	2,134	34	1.61905
Pole Connection	SL1-5182.521	-	-	1,592	-	2,502	-	-	-	-	-	-	-	*****
Pole Replacement	SL1-5182.522	-	-	1,008	-	-	-	-	-	1,250	1,250	1,250	1,250	*****
Bulb Replacement	SL1-5182.523	-	-	456	-	-	-	-	-	-	-	-	-	*****
Debt expense	SL1-5182.525	-	-	-	-	-	-	2,163	-	3,254	3,254	3,254	1,091	50.4392
Appropriation Totals		2,076	1,694	4,337	2,294	4,796	1,928	4,263	1,110	6,638	6,638	6,638	2,375	55.7119
Revenues														
Real Property Tax	SL1-1001M	400	500	500	1,700	2,800	1,180	4,263	4,263	6,638	6,638	6,638	2,375	55.7119
Interest & Earnings	SL1-2401AU	5	4	3	3	3	3	-	1	-	-	-	-	*****
Fund Balance	SL1-599	-	-	-	-	-	-	-	-	-	-	-	-	*****
Revenue Totals:		405	504	503	1,703	2,803		4,263	4,264	6,638	6,638	6,638	2,375	55.7119

**2025 BUDGET FOR THE TOWN OF FARMINGTON
HICKORY RISE LIGHTING FUND**

ACCOUNT	ACCOUNT CODE	2019	2020	2021	2022	2023	5 YEAR AVE	ADOPTED BUDGET 2024	ACTUAL JUNE 30TH 2024	TENTATIVE BUDGET 2025	PRELIMINARY BUDGET 2025	ADOPTED BUDGET 2025	CHANGE FROM 2024	% CHANGE FROM 2024
Appropriations														
Street Lighting - CE	SL1-5182.57	363	288	321	311	278	312	700	148	350	350	350	(350)	-50
Repairs	SL1-5182.571					280							-	
Debt expense	SL1-5182.575									528	528	528	528	*****
Appropriation Totals		363	288	321	311	558		700	148	878	878	878	178	25.4286
Revenues														
Real Property Tax	SL1-1001R	400	500	600	600	800	580	700	700	878	878	878	178	25.4286
Interest & Earnings	SL1-2401HR	1	1	1	1	1	1		1				-	*****
Fund Balance	SL1-599												-	*****
Revenue Totals:		401	501	601	601	801		700	701	878	878	878	178	25.4286

**2025 BUDGET FOR THE TOWN OF FARMINGTON
BEAVER CREEK LIGHTING FUND**

ACCOUNT	ACCOUNT CODE	2019	2020	2021	2022	2023	5 YEAR AVE	ADOPTED BUDGET 2024	ACTUAL JUNE 30TH 2024	TENTATIVE BUDGET 2025	PRELIMINARY BUDGET 2025	ADOPTED BUDGET 2025	CHANGE FROM 2024	% CHANGE FROM 2024
Appropriations														
Street Lighting - CE	SL1-5182.53	344	267	155	191	212	234	350	102	210	210	210	(140)	-40
Debt expense	SL1-5182.535									352	352	352	352	*****
Appropriation Totals		344	267	155	191	212		350	102	562	562	562	212	60.5714
								45						
Revenues														
Real Property Tax	SL1-1001N	350	375	350	350	350	355	350	350	562	562	562	212	60.5714
Interest & Earnings	SL1-2401BE	1	1	1	1	1	1	1	1				-	*****
Fund Balance	SL1-599												-	*****
Revenue Totals:		351	376	351	351	351	356	350	351	562	562	562	212	60.5714

**2025 BUDGET FOR THE TOWN OF FARMINGTON
PHILLIPS LANDING LIGHTING FUND**

ACCOUNT	ACCOUNT CODE	2019	2020	2021	2022	2023	5 YEAR AVE	ADOPTED BUDGET 2024	ACTUAL JUNE 30TH 2024	TENTATIVE BUDGET 2025	PRELIMINARY BUDGET 2025	ADOPTED BUDGET 2025	CHANGE FROM 2024	% CHANGE FROM 2024
Appropriations														
Street Lighting - CE	SL1-5182.54	575	422	224	262	277	352	300	121	240	240	240	(60)	-20
Pole	<u>SL1-5182.542</u>												-	*****
Bulb Replacement	<u>SL1-5182.543</u>												-	*****
Debt expense	<u>SL1-5182.545</u>									352	352	352	352	*****
Appropriation Totals		575	422	224	262	277		300	121	592	592	592	292	97.3333
Revenues														
Real Property Tax	SL1-1001P	150	175	175	275	400	<u>235</u>	250	250	342	342	342	92	36.8
Interest & Earnings	SL1-2401PH	2	2	2	2	3	<u>2</u>		1				-	*****
Fund Balance	SL1-599						-	50		250	250	250	200	400
Revenue Totals:		152	177	177	277	403		300	251	592	592	592	292	97.3333

**2025 BUDGET FOR THE TOWN OF FARMINGTON
MERCIER LIGHTING FUND**

ACCOUNT	ACCOUNT CODE	2019	2020	2021	2022	2023	5 YEAR AVE	ADOPTED BUDGET 2024	ACTUAL JUNE 30TH 2024	TENTATIVE BUDGET 2025	PRELIMINARY BUDGET 2025	ADOPTED BUDGET 2025	CHANGE FROM 2024	% CHANGE FROM 2024
Appropriations														
Street Lighting - CE	SL1-5182.55	206	254	283	350	353	289	400	184	365	365	365	(35)	-8.75
Repairs	<u>SL1-5182.551</u>					278							-	
Debt expense	<u>SL1-5182.555</u>									264	264	264	264	*****
Appropriation Totals		206	254	283	350	631		400	184	629	629	629	229	57.25
Revenues														
Real Property Tax	SL1-1001O	50	50	50	300	400	170	400	400	629	629	629	229	57.25
Interest & Earnings	SL1-2401ME	1	1	1	1	2	1		1				-	*****
Fund Balance	SL1-599						-						-	*****
Revenue Totals:		51	51	51	301	402		400	401	629	629	629	229	57.25

**2025 BUDGET FOR THE TOWN OF FARMINGTON
CREEKWOOD LIGHTING FUND**

ACCOUNT	ACCOUNT CODE	2019	2020	2021	2022	2023	5 YEAR AVE	ADOPTED BUDGET 2024	ACTUAL JUNE 30TH 2024	TENTATIVE BUDGET 2025	PRELIMINARY BUDGET 2025	ADOPTED BUDGET 2025	CHANGE FROM 2024	% CHANGE FROM 2024
Appropriations														
Street Lighting - CE	SL1-5182.58	-	-	-	181	95	55	1,000	47	600	250	250	(750)	-75
Street Lighting - Connection Con	SL1-5182.581			1,868			374						-	*****
Pole Replacement	SL1-5182.582			1,677			335						-	*****
Debt expense	SL1-5182.585						-	800		880	880	880	80	10
Appropriation Totals			-	3,545	181	95		1,800	47	1,480	1,130	1,130	(670)	-37.222
Revenues														
Real Property Tax	SL1-1001S	500	500	2,000	1,500	1,800	1,260	1,800	1,800	1,480	1,130	1,130	(670)	-37.222
Interest & Earnings	SL1-2401CW	1	1	1	1	2	1	-	1				-	*****
Fund Balance	SL1-599						-						-	*****
Revenue Totals:		501	501	2,001	1,501	1,802		1,800	1,801	1,480	1,130	1,130	(670)	-37.222

**2025 BUDGET FOR THE TOWN OF FARMINGTON
FARMINGTON PONDS LIGHTING FUND**

ACCOUNT	ACCOUNT CODE	2019	2020	2021	2022	2023	5 YEAR AVE	ADOPTED BUDGET 2023	ACTUAL JUNE 30TH 2024	TENTATIVE BUDGET 2025	PRELIMINARY BUDGET 2025	ADOPTED BUDGET 2025	CHANGE FROM 2024	% CHANGE FROM 2024
Appropriations														
Street Lighting - CE	SL1-5182.56	81	95	107	131	132	109	350	57	250	250	250	(100)	-28.571
Bulb Replacement	SL1-5182.562												-	*****
Appropriation Totals		81	95	107	131	132		350	57	250	250	250	(100)	-28.571
Revenues														
Real Property Tax	SL1-1001Q	110	100	150	150	300	162	350	350	250	250	250	(100)	-28.571
Interest & Earnings	SL1-2401FP	1	1	1		1	1	-	1				-	*****
Fund Balance	SL1-599						-	-					-	*****
Revenue Totals:		111	101	151	150	301		350	351	250	250	250	(100)	-28.571

**2025 BUDGET FOR THE TOWN OF FARMINGTON
REDFIELD GROVE LIGHTING FUND**

ACCOUNT	ACCOUNT CODE	2020	2021	2022	ADOPTED 2023 BUDGET	ACTUAL JUNE 30TH 2024	TENTATIVE	PRELIMINARY BUDGET 2025	ADOPTED	CHANGE FROM 2024	% CHANGE FROM 2024	
							BUDGET 2025		BUDGET 2025			
Appropriations												
Street Lighting - CE	SL1-5182.60	35.94	296.68	494.84	570.4	1,400	302	650	650	650	(750)	-53.571
Redfield Grove-Pole Rep	SL1-5182.601			1520.15							-	*****
Redfield Grove-Conn Fee	SL1-5182.602			362							-	*****
Debt expense	SL1-5182.605					2,300		1,759	1,759	1,759	(541)	-23.522
Appropriation Totals		35.94	296.68	2376.99	570.4	3,700	302	2,409	2,409	2,409	(1,291)	-34.892
Revenues												
Real Property Tax	SL1-1001U	1000	1000	1000	1600	3,700	3,700	2,409	2,409	2,409	(1,291)	-34.892
Interest & Earnings	SL1-2401RG	1	1	2	2		2				-	*****
Fund Balance	SL1-599										-	*****
Revenue Totals:		1001	1001	1002	1602	3,700	3,702	2,409	2,409	2,409	(1,291)	-34.892

**2025 BUDGET FOR THE TOWN OF FARMINGTON
MONARCH MANOR LIGHTING FUND**

ACCOUNT	ACCOUNT CODE	2019	2020	2021	2022	2023	5 YEAR AVE	ADOPTED BUDGET 2024	ACTUAL JUNE 30TH 2024	TENTATIVE BUDGET 2025	PRELIMINARY BUDGET 2025	ADOPTED BUDGET 2025	CHANGE FROM 2024	% CHANGE FROM 2024
Appropriations														
Street Lighting - CE	SL1-5182.59	43	154	203	250	278	186	400	140	300	300	300	(100)	-25
Connection Fee	SL1-5182.591					181							-	*****
Debt expense	SL1-5182.59									352	352	352	352	*****
Appropriation Totals		43	154	203	250	459		400	140	652	652	652	252	63
Revenues														
Real Property Tax	SL1-1001T	1000	500	300	300	400	500	400	400	652	652	652	252	63
Interest & Earnings	SL1-2401T	0.8	1.0	1.0	1.1	1.3	1		1				-	*****
Fund Balance	SL1-599						0	-		-	-	-	-	*****
Revenue Totals:		1,001	501	301	301	401		400	401	652	652	652	252	63

**2025 BUDGET FOR THE TOWN OF FARMINGTON
PINTAIL CROSSING LIGHTING FUND**

ACCOUNT	ACCOUNT CODE	2019	2020	2021	2022	2023 5 YEAR AVE	ADOPTED BUDGET 2024	ACTUAL JUNE 30TH 2024	TENTATIVE BUDGET 2025	PRELIMINARY BUDGET 2025	ADOPTED BUDGET 2025	CHANGE FROM 2024	% CHANGE FROM 2024	
Appropriations														
Street Lighting - CE	SL1-5182.45	0	0	0	0	0	0	500	-	200	200	200	(300)	-60
Street Lighting - Connection Fee	SL1-5182.451				181								-	*****
Debt expense	SL1-5182.455									528	528	528	528	*****
Appropriation Totals				-	181	-		500	-	728	728	728	228	45.6
Revenues														
Real Property Tax	SL1-1001V	0	1500	1500	800	800	920	500	500	528	528	528	28	5.6
Interest-Pintail Crossing	SL1-2401PI		1	1	2	2	1.064		1				-	
Fund Balance	SL1-599	0					0			200	200	200	200	*****
Revenue Totals:			1501	1501	802	802		500	501	728	728	728	228	45.6

**2025
HATHAWAY
LIGHTING FUND**

ACCOUNT	ACCOUNT CODE	2022	ADOPTED		ACTUAL JUNE 30TH 2024	TENTATIVE	ADOPTED		% CHANGE FROM 2024		
			2023 BUDGET	2024		BUDGET 2025	PRELIMINARY BUDGET 2025	BUDGET 2025		CHANGE FROM 2024	
Appropriations											
Street Lighting - CE	SL1-5182.61	0	120.15	100.3	1,000	47	500	500	500	(500)	-50
Appropriation Totals		120	100	1,000	47	500	500	500	500	(500)	-50
Revenues											
Real Property Tax	SL1-1001W	0	3263.02	3000	500	500	400	400	400	(100)	-20
Interest-Hathaway	SL1-2401HA		1	3		2				-	
Fund Balance	SL1-599	0			500		100	100	100	(400)	-80
Revenue Totals:		3264	3003	1,000	502	500	500	500	500	(500)	-50

2025 BUDGET FOR THE TOWN OF FARMINGTON
SIDEWALK FUND

ACCOUNT	ACCOUNT CODE	2018	2019	2020	2021	2022	2023	5 YEAR AVE	ADOPTED BUDGET 2024	ACTUAL JUNE 30TH 2024	TENTATIVE BUDGET 2025	PRELIMINARY BUDGET 2025	ADOPTED BUDGET 2025	CHANGE FROM 2024	% CHANGE FROM 2024
Appropriations															
Personal Services	SM5410.1	2968	5795	3000	8878	5943	2500	5817	10000	1088	8000	8000	8000	(2,000)	-20
Equipment	SM5410.2	6375	500	1000			3674	2310	7500	3261.25	7500	7500	7500	-	0
Sidewalk - CE - Auburn Meadows	SM5410.4		0	0			12728	2546	2650	-	3650	3650	3650	1,000	37.7358
Sidewalk - CE - Beaver Creek	SM5410.41			0			9750	1950	247	-	347	347	347	100	40.4858
Sidewalk - CE - Hickory Rise	SM5410.42			-				0	595	-	815	815	815	220	36.9748
Sidewalk - CE - Monarch Manor	SM5410.43			-			30	6	314	-	434	434	434	120	38.2166
Sidewalk - CE - Redfield Grove	SM5410.44			-				0	236	-	347	347	347	111	47.0339
Sidewalk - CE - Pintail	SM5410.45			-				0	54	-	74	74	74	20	37.037
Sidewalk-Hathaway	SM5410.46			-				0	904	-	1,344	1,344	1,344	440	48.6726
Social Security	SM9030.8		443	230	679	455	191	400	765	83	612	612	612	(153)	-20
Appropriation Totals		9,343	6,738	4,230	9,557	6,398	28,873		23,265	4,433	23,123	23,123	23,123	(142)	246
Revenues															
Real Property Tax-Auburn Meadows	SM1001	2,681	3,446	5,691	6,018	7,081	11,439	7271	12,330	12,330	11,706	11,706	11,706	(624)	-5.0643
Real Property Tax-Beaver Creek	SM1001B	799	919	734	741	1,246	1,133	1114	1,160	1,160	1,153	1,153	1,153	(7)	-0.6249
Real Property Tax-Hickory Rise	SM1001H	799	1,033	1,836	1,758	2,098	2,707	2046	2,787	2,787	2,587	2,587	2,587	(200)	-7.1695
Real Property Tax-Monarch Manor	SM1001M	189	230	367	278	525	777	473	1,410	1,410	1,401	1,401	1,401	(9)	-0.6313
Real Property Tax-Redfield Grove	SM1001R		115	367	278	787	1,071	524	1,149	1,149	1,153	1,153	1,153	4	0.3263
Real Property Tax-Pintail	SM1001P		-	184	185	131	252	150	237	237	235	235	235	(2)	-0.6972
Real Property Tax-Hathaway	SM1001HT					2,033	3,610	1129	4,192	4,192	4,888	4,888	4,888	696	16.6114
Interest & Earnings	SM2401	17	15	16	16	20	28	22		14				-	*****
Fund Balance	SM599							0						-	*****
Revenue Totals:		4,485	5,758	9,195	9,274	13,921	21,017		23,265	23,279	23,123	23,123	23,123	(142)	-0.6104

2025 OF FARMINGTON

Summary of All Funds

Funds	Fund Code	Last Year Actual 2023	Adopted Budget 2024	Actual 6/30/24	Tentative Budget 2025	Preliminary Budget 2025	Adopted Budget 2025	Change from 2024	% change from 2024
Appropriations:									
General	A	7,283,639	10,995,523	7,782,921	9,371,957	9,507,754	9,510,754	(1,484,769)	(13.50)
Highway	DA	3,208,016	3,913,457	1,088,767	3,483,613	3,877,806	3,877,806	(35,651)	(0.91)
Fire Protection	SF	720,809	752,499	496,081	830,419	880,976	880,976	128,477	17.07
Drainage	SD	277,340	267,271	100,937	259,723	277,574	277,574	10,303	3.85
Sewer	SS	3,604,034	4,704,338	1,461,052	5,035,893	5,034,962	5,034,962	(75,617)	(1.61)
Cdga-Farm	SW1-	4,436,768	5,604,352	1,873,493	4,983,895	5,007,280	5,007,280	(620,457)	(11.07)
Calm Lake	SL1-	812	3,000	812	2,220	2,220	2,220	(780)	(26.00)
Doe Haven	SL1-	472	1,000	246	1,216	1,216	1,216	216	21.60
Hook Rd	SL1-	1,873	6,200	987	6,787	6,787	6,787	587	9.47
Farmbrook	SL1-	12,554	25,000	5,463	30,305	30,305	30,305	5,305	21.22
Pheasant Crossing	SL1-	121	500	39	326	326	326	(174)	(34.80)
Doe Haven III	SL1-	699	800	121	1,004	1,004	1,004	204	25.50
Stonewood	SL1-	66	100	7	138	138	138	38	38.00
Fairdale Glen	SL1-	934	2,000	547	2,156	2,156	2,156	156	7.80
Auburn Meadows	SL1-	2,294	4,263	1,110	6,638	6,638	6,638	2,375	55.71
Beaver Creek	SL1-	191	350	102	562	562	562	212	60.57
Phillips Landing	SL1-	262	300	121	592	592	592	292	97.33
Mercier	SL1-	350	400	184	629	629	629	229	57.25
Farmington Ponds	SL1-	131	350	57	250	250	250	(100)	(28.57)
Hickory Rise	SL1-	311	700	148	878	878	878	178	25.43
Creekwood Light	SL1-	181	1,800	47	1,480	1,130	1,130	(670)	(37.22)
Monarch Manor Light	SL1-	250	400	140	652	652	652	252	63.00
Redfield Grove	SL1-	2,377	3,700	302	2,409	2,409	2,409	(1,291)	(34.89)
Hathaway Light	SL1-	1,000	1,000	47	500	500	500	(500)	(50.00)
Pintail	SL1-	-	500	-	728	728	728	228	(60.00)
Hickory Rise	SM	2,098	2,787	532	2,587	2,587	2,587	(200)	-7.18
Beaver Creek	SM	1,246	1,160	222	1,153	1,153	1,153	(7)	-0.60
Monarch Manor	SM	525	1,410	266	1,401	1,401	1,401	(9)	-0.64
Auburn Meadows	SM	7,081	12,330	2,349	11,706	11,706	11,706	(624)	-5.06
Pintail	SM	131	237	44	235	235	235	(2)	-0.84
Redfield Grove	SM	787	1,149	222	1,153	1,153	1,153	4	0.35
Hathaway Sidewalks	SM	2,033	4,192	798	4,888	4,888	4,888	696	16.60
Appropriation Totals:		19,569,385	26,313,068	12,818,165	24,048,093	24,668,595	24,671,595	(2,071,099)	208

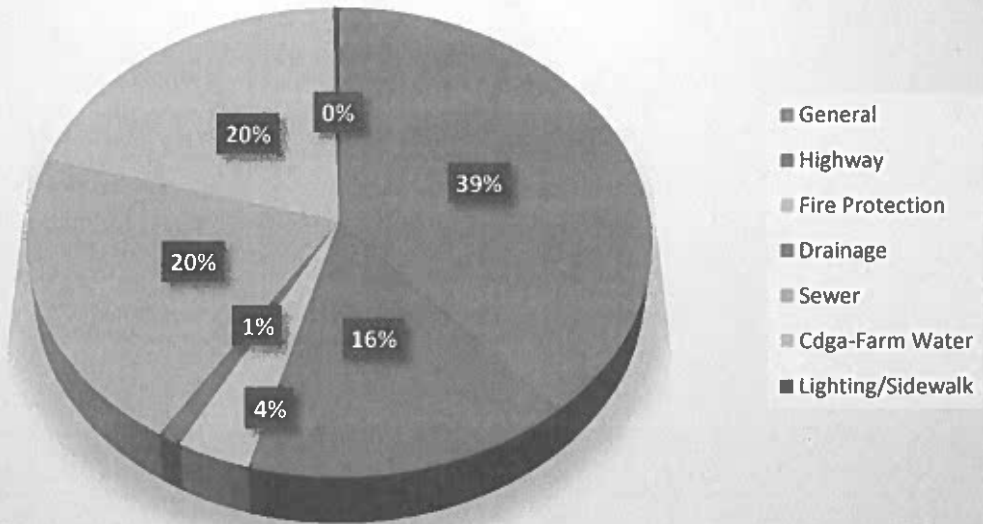
2025 OF FARMINGTON

Summary of All Funds
Tentative

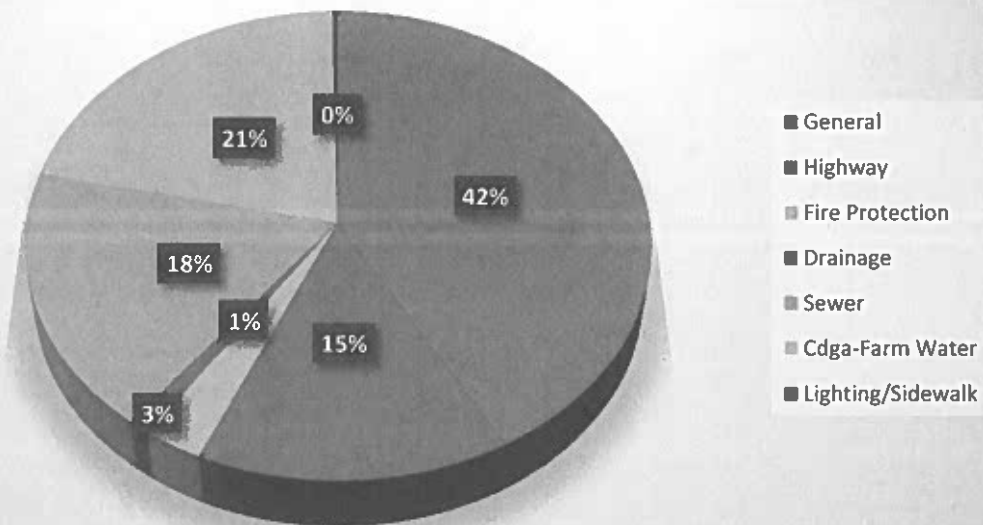
Funds	Fund Code	Last Year Actual 2023	Adopted Budget 2024	Actual 6/30/24	Budget 2025	Preliminary Budget 2025	Adopted Budget 2025	Change from 2024	% change from 2024
Revenues									
General	A	7,290,522	10,995,523	3,958,890	9,371,957	9,507,754	9,510,754	(1,484,769)	(13.50)
Highway	DA	4,041,865	3,913,457	1,545,017	3,483,613	3,877,806	3,877,806	(35,651)	(0.91)
Fire Protection	SF	650,169	752,499	753,027	830,419	880,976	880,976	128,477	17.07
Drainage	SD	230,942	267,271	245,511	259,723	277,574	277,574	10,303	3.85
Sewer	SS	4,436,888	4,704,338	1,890,589	5,035,893	5,034,962	5,034,962	280,624	5.97
Cdga-Farm	SW1-	4,071,754	5,604,352	2,957,743	4,983,895	5,007,280	5,007,280	(620,457)	(11.07)
Calm Lake	SL1-	4,705	3,000	3,004	2,220	2,220	2,220	(780)	(26.00)
Doe Haven	SL1-	2,102	1,000	1,002	1,216	1,216	1,216	216	21.60
Hook Rd	SL1-	4,402	6,200	6,203	6,787	6,787	6,787	587	9.47
Farmbrook	SL1-	57,135	25,000	25,213	30,305	30,305	30,305	5,305	21.22
Pheasant Crossing	SL1-	1,001	500	401	326	326	326	(174)	(34.80)
Doe Haven III	SL1-	1,201	800	801	1,004	1,004	1,004	204	25.50
Stonewood	SL1-	1	100	1	138	138	138	38	38.00
Fairdale Glen	SL1-	3,754	2,000	2,003	2,156	2,156	2,156	156	7.80
Auburn Meadows	SL1-	1,703	4,263	4,264	6,638	6,638	6,638	2,375	55.71
Beaver Creek	SL1-	351	350	351	562	562	562	212	60.57
Phillips Landing	SL1-	277	300	251	592	592	592	292	97.33
Mercier	SL1-	301	400	401	629	629	629	229	57.25
Farmington Ponds	SL1-	150	350	351	250	250	250	(100)	(28.57)
Hickory Rise	SL1-	601	700	701	878	878	878	178	25.43
Creekwood Light	SL1-	1,501	1,800	1,800	1,480	1,130	1,130	(670)	(37.22)
Monarch Manor Light	SL1-	301	400	400	652	652	652	252	63.00
Redfield Grove	SL1-	1,002	3,700	3,702	2,409	2,409	2,409	(1,291)	(34.89)
Pintail	SL1-	802	500	501	728	728	728	228	(60.00)
Hathaway Light	SL1-	500	1,000	502	500	500	500	(500)	(50.00)
Hickory Rise	SM	2,098	2,787	2,787	2,587	2,587	2,587	(200)	-7.18
Beaver Creek	SM	1,246	1,160	1,160	1,153	1,153	1,153	(7)	-0.60
Monarch Manor	SM	525	1,410	1,410	1,401	1,401	1,401	(9)	-0.64
Auburn Meadows	SM	7,081	12,330	12,330	11,706	11,706	11,706	(624)	-5.06
Pintail	SM	131	237	237	235	235	235	(2)	-0.84
Redfield Grove	SM	787	1,149	1,149	1,153	1,153	1,153	4	0.35
Hathaway Sidewalks		2,033	4,192	4,192	4,888	4,888	4,888	696	16.60
Revenue Totals:		20,817,831	26,313,068	11,425,892	24,048,093	24,668,595	24,671,595	(1,714,858)	215

	2025	2024
General	9510754	10995523
Highway	3877806	3913457
Fire Protection	880976	752499
Drainage	277574	267271
Sewer	5034962	4704338
Cdga-Farm Water	5007280	5604352
Lighting/Sidewalk	82243	75628
Total	24671595	26313068

2025 ADOPTED BUDGET

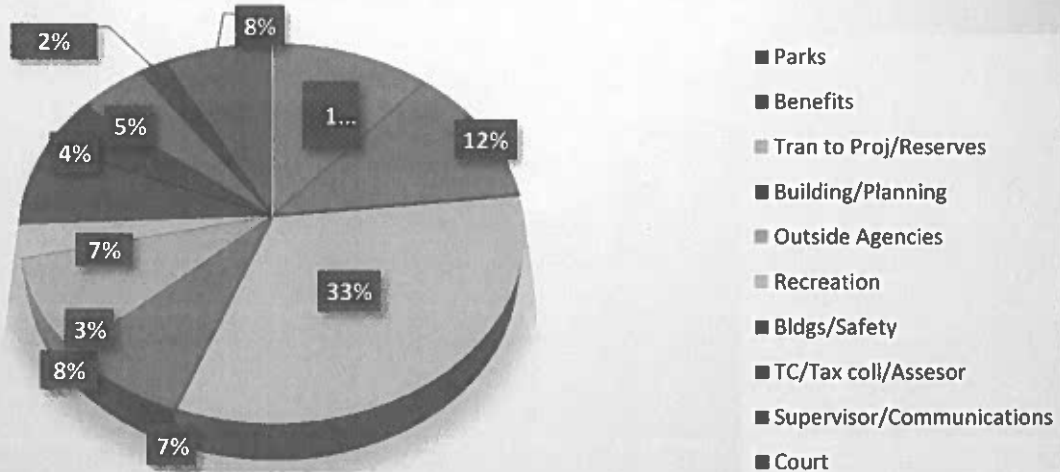


2024 ADOPTED BUDGET

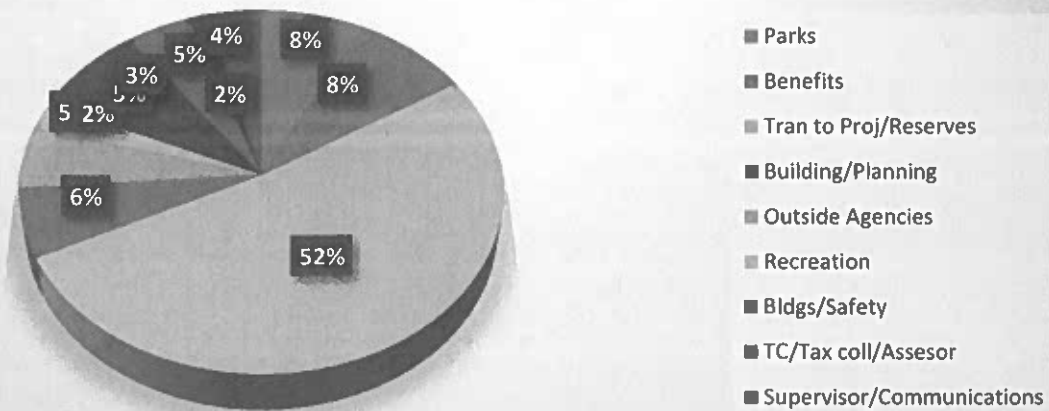


	2025	2024
Parks	1071297	841382
Benefits	1137648	926953
Tran to Proj/Reserves	3095399	5673944
Building/Planning	705017	671302
Outside Agencies	778478	603116
Recreation	273170	258446
Bldgs/Safety	660739	595393
TC/Tax coll/Assesor	415023	314792
Supervisor/Communications	457877	511365
Court	185443	168428
Other/Debt	730663	430402
Total	9510754	10995523

2025 General Fund Breakdown



2024 General Fund Breakdown



Department	% of Payroll		County Amount	Amount/Dept
General	0.45	X	97,741.00	43,984
Highway	0.22	X	97,741.00	21,503
Storm Drainage	0.02	X	97,741.00	1,955
Water	0.13	X	97,741.00	12,706
Sewer	0.18	X	97,741.00	17,593
	1.00			97,741.00

Tax rate schedule
Summary of Town Budget for

2025

06-Nov-24

Fund	Approp. Adopted	Less Estimated Revenues	Fund Balance & Appr Reser	Amt to be Raised By Tax	Taxable Assessed Value	Implied Tax Rate \$ per Thousand	Current Yr Tax Rate \$ per Thousand	% change From Current Year
GENERAL FUND	9,510,754	6,061,864	2,933,890	515,000	1,500,635,724	\$0.686376	\$0.700171	-1.97%
HIGHWAY FUND	3,877,806	2,833,950	528,856	515,000	1,500,635,724	\$0.686376	\$0.700171	-1.97%
DRAINAGE DIST./TAX LEVY	277,574	11,500	9,512	256,562	1,377,283,026	\$0.186281	\$0.178382	4.43%
DRAINAGE DIST./SPEC ASSESS				0		\$0.000000	\$0.000000	#####
FIRE DISTRICT	880,976	0	557	880,419	1,561,733,389	\$0.563745	\$0.491323	14.74%
SEWER DISTRICT	5,034,962	4,561,974	472,988	0	0	\$0.000000	\$0.000000	#####
* CDGA/FARM WATER - CDGA	957,941	616497.00		295,089	350,775,290	\$0.841248	\$0.833015	0.99%
* CDGA/FARM WATER - FARM	4049339.00	2,629,419	119,385	1,272,361	1,450,733,852	\$0.877046	\$0.833012	5.29%
*		0			0	\$0.000000	\$0.000000	#####
*		0			0	\$0.000000	\$0.000000	#####
*		0			0	\$0.000000	\$1.015297	-100.00%
* ELLSWORTH ROAD WATER		0	1,850	27,725	13,865,045	\$1.999633	\$1.997672	0.10%
* SHELDON ROAD WATER		0	1,500	19,773	7,944,119	\$2.489011	\$2.386367	4.30%
* EMERSON-ALLEN ROAD		0		19,630	6,802,440	\$2.885729	\$2.600967	10.95%
* HOPEWELL TOWNLINE		0		4,051	2,420,579	\$1.673567	\$2.160420	-22.54%
DOE HAVEN LIGHT - LD282	1,216	0	100	1,116	8,931,491	\$0.124951	\$0.113956	9.65%
HOOK RD. LIGHT	6,787	0	600	6,187	36,207,478	\$0.170876	\$0.171424	-0.32%
FARMBROOK LIGHT	30,305	0	15,000	15,305	117,111,874	\$0.130687	\$0.214247	-39.00%
DOE HAVEN III - LD285	1,004	0	100	904	3,966,372	\$0.227916	\$0.201510	13.10%
PHEASANT CROSS	326	0	0	326	7,406,100	\$0.044018	\$0.057729	-23.75%
** CALM LAKE LIGHT	2,220	0	200	2,020	0	\$0.000000	\$0.000000	#####
STONEWOOD LIGHTING	138	0	138	0	21,645,828	\$0.000000	\$0.000000	#####
FAIRDALE GLEN LIGHTING	2,156	0	200	1,956	6,890,600	\$0.283865	\$0.290250	-2.20%
AUBURN MEADOWS LIGHTING	6,638	0	0	6,638	168,376,400	\$0.039424	\$0.027021	45.90%
BEAVER CREEK LIGHTING	562	0	0	562	25,786,400	\$0.021794	\$0.013574	60.56%
PHILLIPS LANDING LIGHTING	592	0	250	342	28,634,500	\$0.011944	\$0.008770	36.19%
MERCIER LIGHTING	629	0	0	629	9,836,600	\$0.063945	\$0.040664	57.25%
FARMINGTON PONDS LIGHTIN	250	0	0	250	7,982,600	\$0.031318	\$0.043845	-28.57%
HICKORY RISE LIGHTING	878	0	0	878	44,123,600	\$0.019899	\$0.015899	25.16%
CREEKWOOD LIGHTING	1,130	0	0	1,130	3,975,000	\$0.284277	\$0.303915	-6.46%
MONARCH MANOR LIGHTING	652	0	0	652	17,926,400	\$0.036371	\$0.027407	32.71%
REDFIELD GROVE LIGHTING	2,409	0	0	2,409	21,333,400	\$0.112922	\$0.173292	-34.84%
PINTAIL CROSSING LIGHTIN	728	0	200	528	3,212,300	\$0.164368	\$0.155652	5.60%
HATHAWAY LIGHTING	500	0	100	400	31,086,000	\$0.012868	\$0.022497	-42.80%
BEAVER CREEEK SIDEWALK	1,153	0	0	1,153	25,786,400	\$0.044713	\$0.044989	-0.61%
HICKORY RISE SIDEWALK	2,587	0	0	2,587	44,123,600	\$0.058631	\$0.063299	-7.37%
MONARCH MANOR SIDEWALK	1,401	0	0	1,401	17,926,400	\$0.078153	\$0.096608	-19.10%
AUBURN MEADOWS SIDEWAL	11,706	0	0	11,706	168,376,400	\$0.069523	\$0.078153	-11.04%
REDFIELD GROVE SIDEWALK	1,153	0	0	1,153	21,333,400	\$0.054047	\$0.053814	0.43%
PINTAIL CROSSING SIDEWALK	235	0	0	235	3,212,300	\$0.073156	\$0.073779	-0.84%
HATHAWAY SIDEWALKS	4,888	0	0	4,888	31,086,000	\$0.157241	\$0.188618	-16.64%
Totals:	24,671,595	16,715,204	4,085,426	3,870,965				

* - See Appendix A

** - See Appendix B

11/6/2024:

sewer district - no amount to be raised - all revenues minus Fund Balance goes under

CANANDAIGUA-FARMINGTON WATER DIST. 2025
% APPORTIONED COST

11/6/2024

	FARMINGTON	CANANDAIGUA	North&Andrews	Emerson-Allen	Hopewell T.L.	Fox Rd.	Ellsworth	Sheldon		
Total Assessed Value	1,450,733,852	350,775,290		\$ 6,802,440	\$ 2,420,579	\$ -	\$ 13,865,045	\$ 7,960,219	\$ 1,832,557,425	
Equalization Rate	94%	98%		98%	100%	94%	94%	94%		
Full Value	1,543,333,885	357,933,969		\$ 6,941,265	\$ 2,420,579	\$ -	\$ 14,750,048	\$ 8,468,318	\$ 1,933,848,065	\$ 9,361,844
									\$ 367,295,814	\$ 1,566,552,251
PERCENT SHARE	81.01%	18.99%								
TOTAL EXPENSES										
Operation & Maintenance	4,007,339	939,566							\$ 4,946,905	\$ 4,959,611
Workman's Comp	10,293	2,413							\$ 12,706	
	4,017,631.95	941,979.05								
DEBT SERVICE										
Dist. & System Debt	-	-							\$ -	
District Ext. Debt	31,707.00	15,962.00							\$ 47,669	
TOTAL APPROP	4,049,338.95	957,941.05							\$ 5,007,280	
REVENUE: Operation	2,629,419.09	616,496.91							\$ 3,245,916	
DISTRICT DEBT	(31,707.00)	(15,962.00)	\$ -	\$ -	\$ 13,907.00	\$ 2,055.00	\$ -	\$ -	\$ 17,415.00	\$ 14,292.00
					\$ -	\$ -	\$ -	\$ -	\$ 31,707	\$ 15,962
APP. FUND BAL.	(119,385)	-	\$ -	\$ -	\$ -	\$ -	\$ -	\$ -	\$ 15,962	\$ 47,669
									\$ -	\$ -
									(122,735.00)	
	1,268,827.86	325,482.14								\$ 1,594,310
SHARE O&M + DEBT	79.806%	18.509%	0.000%	0.000%	0.359%	0.125%	0.000%	0.000%	0.763%	0.438%
										100.00%
										\$ -
OPER. & MAINT Amount	1,272,361	295,089	-	-	5,723	1,996	-	-	12,160	6,981
										1,594,310.0
AMOUNT TO RAISE	1,272,361	295,089	-	-	19,630	4,051	-	-	27,725	19,773
										1,638,629.0

ESTIMATED 2025 TAX RATE	\$ 0.87705	\$ 0.84125			\$ 2.88566	\$ 1.67339			\$ 1.99965	\$ 2.48404
Increase/Decrease	\$ 0.04404	\$ 0.00824	\$ -	\$ -	\$ 0.28472	\$ (0.48719)	\$ -	\$ (1.01527)	\$ 0.00201	\$ 0.09768
2024 Tax Rate	\$ 0.83301	\$ 0.83301	\$ -	\$ -	\$ 2.60094	\$ 2.16058	\$ -	\$ 1.01527	\$ 1.99764	\$ 2.38636
2023 Tax Rate	\$ 0.86785	\$ 0.88803	\$ -	\$ -	\$ 3.42085	\$ 1.96018	\$ -	\$ 1.50924	\$ 2.39317	\$ 3.03165
2022 Tax Rate	\$ 0.85289	\$ 0.85289	\$ 0.85289	\$ 3.17287	\$ 1.86170	\$ 1.64197	\$ 2.54789	\$ 3.12382	\$ 3.12382	\$ 3.12382
2021 Tax Rate	\$ 0.80485	\$ 0.80485	\$ 0.80485	\$ 3.18076	\$ 1.90483	\$ 1.92926	\$ 2.60404	\$ 3.08315	\$ 3.08315	\$ 3.08315
2020 Tax Rate	\$ 0.75009	\$ 0.75009	\$ 1.92872	\$ 2.76614	\$ 1.95276	\$ 1.93448	\$ 2.47117	\$ 3.37236	\$ 3.37236	\$ 3.37236
2019 Tax Rate	\$ 0.71031	\$ 0.71031	\$ 1.99719	\$ 2.80330	\$ 2.03276	\$ 1.99982	\$ 2.41651	\$ 3.01236	\$ 3.01236	\$ 3.01236
2018 Tax Rate	\$ 0.67051	\$ 0.67051	\$ 2.12952	\$ 2.99636	\$ 2.04715	\$ 2.01228	\$ 2.38520	\$ 3.14240	\$ 3.14240	\$ 3.14240
2017 Tax Rate	\$ 0.56940	\$ 0.56940	\$ 2.81417	\$ 2.83456	\$ 2.01108	\$ 2.08379	\$ 2.42123	\$ 3.21368	\$ 3.21368	\$ 3.21368

SBL	Address	Owners Name	
29.73-1-1.000	6010 Calm Lake Dr	Boyce, Donald E.	33.12
29.73-1-2.000	6008 Calm Lake Dr	Bullen, Stearns E. Jr	33.12
29.73-1-3.000	6006 Calm Lake Dr	Schipper, Stuart P.	33.12
29.73-1-4.000	6004 Calm Lake Dr	Williams, Marcia R.	33.12
29.73-1-5.000	6002 Calm Lake Dr	Iodice, Ashley	33.12
29.73-1-6.000	6000 Calm Lake Dr	Conway, Jacqueline A.	33.12
29.73-1-7.000	5998 Calm Lake Dr	Comella, Frances M.	33.12
29.73-1-8.000	5996 Calm Lake Dr	Pietropaolo, Dawn M.	33.12
29.73-1-9.000	5994 Calm Lake Dr	Napier, Robert	33.12
29.73-1-10.000	5962 Calm Lake Dr	Gill, Heather C.	33.12
29.73-1-11.000	5960 Calm Lake Dr	Phelps, Katherine L.	33.12
29.73-1-12.000	5958 Calm Lake Dr	Czymmek, Wade A.	33.12
29.73-1-13.000	5956 Calm Lake Dr	Muscarella Irr Trust 10/16/18,	33.12
29.73-1-14.000	5954 Calm Lake Dr	Parker, Robert E. Jr	33.12
29.73-1-15.000	5952 Calm Lake Dr	Jewsbury, Kathleen	33.12
29.73-1-16.000	5950 Calm Lake Dr	Gardner, Cynthia A.	33.12
29.73-1-17.000	5948 Calm Lake Dr	Driessen, Jennifer L.	33.12
29.73-1-18.000	5946 Calm Lake Dr	Doran, Gail D.H.	33.12
29.73-1-19.000	5944 Calm Lake Dr	Smith, Tracy L.	33.12
29.73-1-20.000	5942 Calm Lake Dr	Revocable Trust, Collette Brien	33.12
29.73-1-21.000	5940 Calm Lake Dr	King, Carol M.	33.12
29.73-1-22.000	5938 Calm Lake Dr	Dinapoli, Erica	33.12
29.73-1-23.000	5936 Calm Lake Dr	Foley, Mari	33.12
29.73-1-24.000	5934 Calm Lake Dr	Krossber, Edward J.	33.12
29.73-1-25.000	5932 Calm Lake Dr	Lynn, Kelsey L.	33.12
29.73-1-26.000	5930 Calm Lake Dr	Years, Kimberly S.	33.12
29.73-1-27.000	5925 Calm Lake Dr	Loveless, Harry S.	33.12
29.73-1-28.000	5927 Calm Lake Dr	Phaneuf, June	33.12
29.73-1-29.000	5929 Calm Lake Dr	Hainsworth, Augustus	33.12
29.73-1-30.000	5931 Calm Lake Dr	Lindsay, Brian C.	33.11
29.73-1-31.000	5933 Calm Lake Dr	Corrado, Frank	33.11
29.73-1-32.000	5935 Calm Lake Dr	Platania, Charles R.	33.11
29.73-1-33.000	5937 Calm Lake Dr	Dawson, Frances M.	33.11
29.73-1-34.100	5947 Calm Lake Dr	Valvano, Debra A.	33.11
29.73-1-35.100	5949 Calm Lake Dr	Baron, Jacob	33.11
29.73-1-36.100	5951 Calm Lake Dr	Malolepszy, Lori S.	33.11
29.73-1-37.100	5953 Calm Lake Dr	Weltch, Jeffery	33.11
29.73-1-38.000	5955 Calm Lake Dr	Powell, Michael S.	33.11
29.73-1-39.000	5957 Calm Lake Dr	Fiske, Brook D.	33.11
29.73-1-40.000	5959 Calm Lake Dr	Miller, Roger F.	33.11
29.73-1-41.000	5961 Calm Lake Dr	Woodland, William	33.11
29.73-1-42.000	5963 Calm Lake Dr	Brennan, Michael D.	33.11
29.73-1-43.000	5965 Calm Lake Dr	Rice, Linda A.	33.11
29.73-1-44.000	5967 Calm Lake Dr	Humphries, William	33.11
29.73-1-45.000	5969 Calm Lake Dr	Smith, Tiffany	33.11
29.73-1-46.000	5971 Calm Lake Dr	Buskey, Vanessa L.	33.11
29.73-1-47.000	5973 Calm Lake Dr	Dzierzawski, Walter	33.11
29.73-1-52.100	1420 Hathaway Dr	Stewart, Robert E.	33.11
29.73-1-52.200	1418 Hathaway Dr	VanEpps, Margaret	33.11
29.73-1-53.000	5983 Lake Run	Murphy, Michael	33.11

29.73-1-54.000	5985 Lake Run	Benson, Darren	33.11
29.73-1-55.000	5987 Lake Run	Schilstra, Caleb R.	33.11
29.73-1-56.000	5979 Calm Lake Dr	Miller, Lance	33.11
29.73-1-57.000	5983 Calm Lake Dr	Hudson, Robin	33.11
29.73-1-58.000	5987 Calm Lake Dr	Fiore, Patricia A.	33.11
29.73-1-59.000	5991 Calm Lake Dr	Pease, Michael R.	33.11
29.73-1-60.000	5995 Calm Lake Dr	Beisheim, Timothy R.	33.11
29.73-1-61.000	5997 Calm Lake Dr	Jovanelli, John G.	33.11
29.73-1-62.000	5999 Calm Lake Dr	Wirth, Patricia	33.11
29.73-1-63.000	6003 Calm Lake Dr	Foster, Gary M.	33.11
29.73-1-70.000	6012 Calm Lake Dr	Dupre, Michael J	33.11

2020.00

Appendix B

Equalized Total Assessed Value 1,707,955,972

Exemption Code	Exemption Name	Statutory Authority	Number of Exemptions	Total Equalized Value of Exemptions	Percent of Value Exempted
12100	NYS - GENERALLY	RPTL 404(1)	5	10,029,787	0.59
13500	TOWN - GENERALLY	RPTL 406(1)	37	8,858,404	0.52
13741	VG O/S LIMITS - SEWER OR WATER	RPTL 406(3)	1	198,567	0.01
18020	MUNICIPAL INDUSTRIAL DEV AGENC	RPTL 412-a	12	47,325,184	2.77
19950	MUNICIPAL RAILROAD	RPTL 456	6	911,809	0.05
21600	RES OF CLERGY - RELIG CORP OWN	RPTL 462	1	137,340	0.01
25110	NONPROF CORP - RELIG(CONST PR	RPTL 420-a	7	3,677,660	0.22
25120	NONPROF CORP - EDUCL(CONST PR	RPTL 420-a	2	1,149,255	0.07
25130	NONPROF CORP - CHAR (CONST PR	RPTL 420-a	1	529,468	0.03
25210	NONPROF CORP - HOSPITAL	RPTL 420-a	1	227,660	0.01
26050	AGRICULTURAL SOCIETY	RPTL 450	1	55,213	0.00
26110	VETERANS ORGANIZATION	RPTL 452	1	557,553	0.03
26400	INC VOLUNTEER FIRE CO OR DEPT	RPTL 464(2)	2	912,660	0.05
27350	PRIVATELY OWNED CEMETERY LANI	RPTL 446	6	172,021	0.01
41101	VETS EX BASED ON ELIGIBLE FUND	RPTL 458(1)	4	17,021	0.00
41121	ALT VET EX-WAR PERIOD-NON-COMI	RPTL 458-a	195	2,489,362	0.15
41131	ALT VET EX-WAR PERIOD-COMBAT	RPTL 458-a	172	3,659,574	0.21
41141	ALT VET EX-WAR PERIOD-DISABILI	RPTL 458-a	120	4,302,793	0.25
41151	COLD WAR VETERANS (10%)	RPTL 458-b	34	144,681	0.01
41171	COLD WAR VETERANS (DISABLED)	RPTL 458-b	4	85,106	0.00
41400	CLERGY	RPTL 460	6	9,574	0.00
41700	AGRICULTURAL BUILDING	RPTL 483	9	371,596	0.02
41720	AGRICULTURAL DISTRICT	AG-MKTS L 305	182	17,311,140	1.01
41730	AGRIC LAND-INDIV NOT IN AG DIS	AG MKTS L 306	12	612,979	0.04
41800	PERSONS AGE 65 OR OVER	RPTL 467	14	1,214,581	0.07
41801	PERSONS AGE 65 OR OVER	RPTL 467	6	361,080	0.02
41803	PERSONS AGE 65 OR OVER	RPTL 467	36	1,914,315	0.11

Equalized Total Assessed Value 1,707,955,972

Exemption Code	Exemption Name	Statutory Authority	Number of Exemptions	Total Equalized Value of Exemptions	Percent of Value Exempted
41806	PERSONS AGE 65 OR OVER	RPTL 467	1	101,223	0.01
41931	DISABILITIES AND LIMITED INCOM	RPTL 459-c	2	174,947	0.01
41933	DISABILITIES AND LIMITED INCOM	RPTL 459-c	2	73,404	0.00
42100	SILOS, MANURE STORAGE TANKS,	RPTL 483-a	15	281,596	0.02
42120	TEMPORARY GREENHOUSES	RPTL 483-c	1	42,553	0.00
47460	FOREST LAND CERTD AFTER 8/74	RPTL 480-a	1	58,936	0.00
47610	BUSINESS INVESTMENT PROPERTY	RPTL 485-b	12	3,565,947	0.21
Total Exemptions Exclusive of System Exemptions:			911	111,534,989	6.53
Total System Exemptions:			0	0	0.00
Totals:			911	111,534,989	6.53

Values have been equalized using the Uniform Percentage of Value. The Exempt amounts do not take into consideration, payments in lieu of taxes or other payments for municipal services.

Amount, if any, attributable to payments in lieu of taxes: _____